

Backtrack Dairies

Week ending 15th March 2017

Backtrack Dairies

Two farming systems. One Kinsey-Albrecht (Whakapono) and one conventional (Waiora). Both farms have a stocking rate of 3.1 cows/ha at peak.

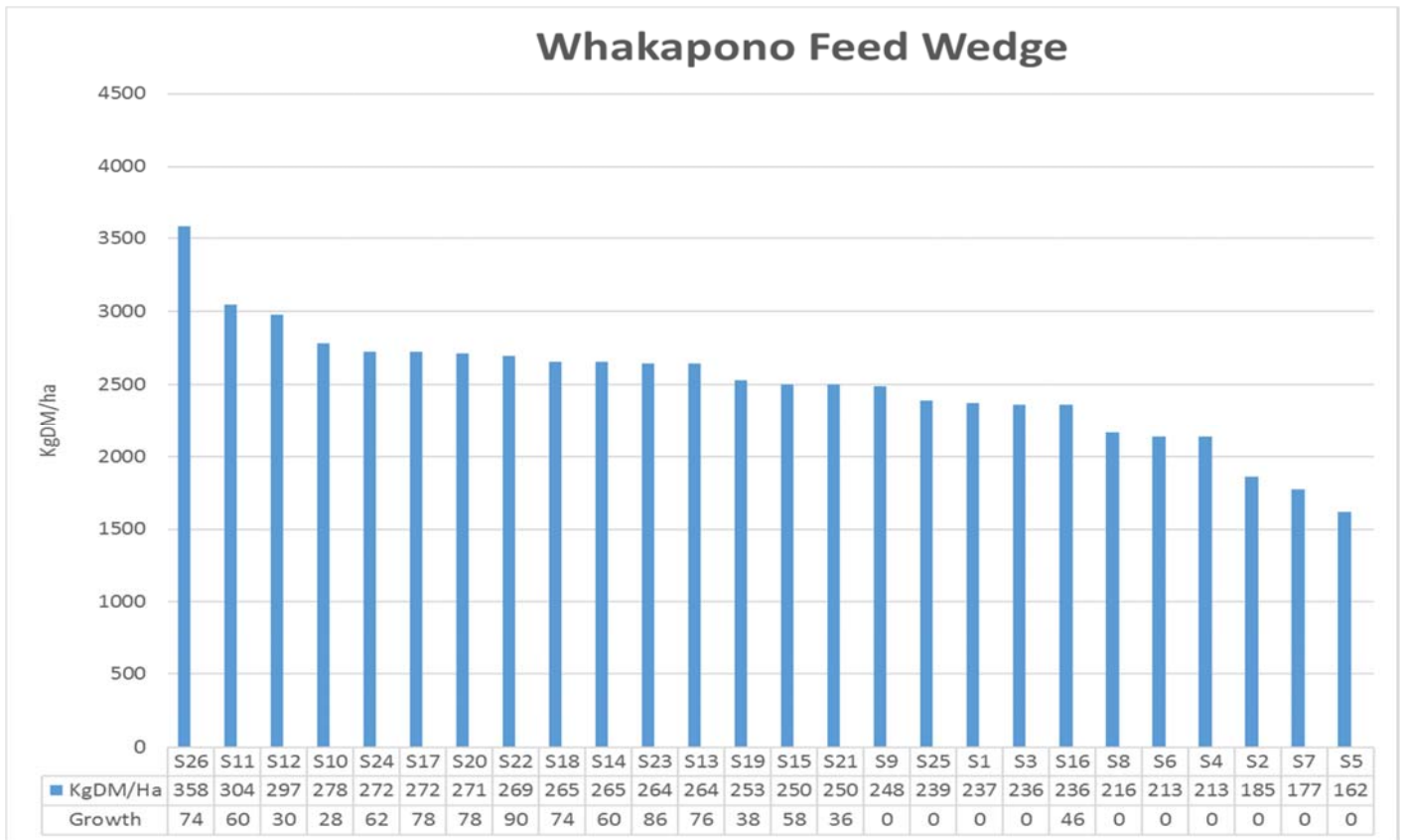
Week Ending	8/3/17		15/3/17	
Backtrack Dairies	Whakapono	Waiora	Whakapono	Waiora
Farm grazing ha	155	210	155	210
Peak Cows	483	639	483	639
Stocking Rate (cows in milk/ha)	3.1	3.0	3.1	3.0
Cows in Milk	479	629	479	629
% of cows in Sick Herd	1.2	0.5	2.5	0.9
Cows in Vat	473	626	467	623
Ave. Pasture Cover	2521	2724	2499	2549
Ave. Pasture Growth	48	60	54	57
Area Grazed	6.72	9.33	6.72	12.57
Grazing Interval	23	23	23	22
Pasture Intake (est kgDM/cow)	18	19	18	19
Grass Silage Fed (kgDM/cow)	0	0	0	0
Grain/PKE Fed (kgDM/cow)	2.0	2.0	2.0	2.0
Total Fed KgDM/cow	20	21	20	21
Milk Solids (Kg/cow/day)(inclu calf milk)	1.76	1.71	1.84	1.58
MS/ha/day	5.43	5.13	5.68	4.72
Nitrogen applied (kg N/ha)	0	0	0	0
Rainfall (mm for week)	23	23	71	71
Irrigation applied (mm for week)	5	11	0	1
Soil Temperature at 9am	15	16	13	14
Soil Moisture (between 65-76%)	98	84	107	88
Cell count (000's)	126	153	116	168
Mastitis Cases (%)	0.0	0.5	0.0	0.3
Lameness Cases (%)	1.7	0.3	0.8	0.6
Body Condition Score				
Totals To Date				
Milk Solids to factory	190768	230859	196934	237796
Milk Solids inclu calf milk	197235	240358	203401	247295
MS/ha	1229	1097	1269	1130
MS/cow (peak cows)(inclu calf milk)	408	376	421	387
Nitrogen applied (kg N/ha)	84	123	84	123
Supplements Fed (kg/cow)	310	321	323	335
Deaths %	1.4	3.0	1.4	3.0
Culls %	3.5	2.8	3.5	2.8

Summary

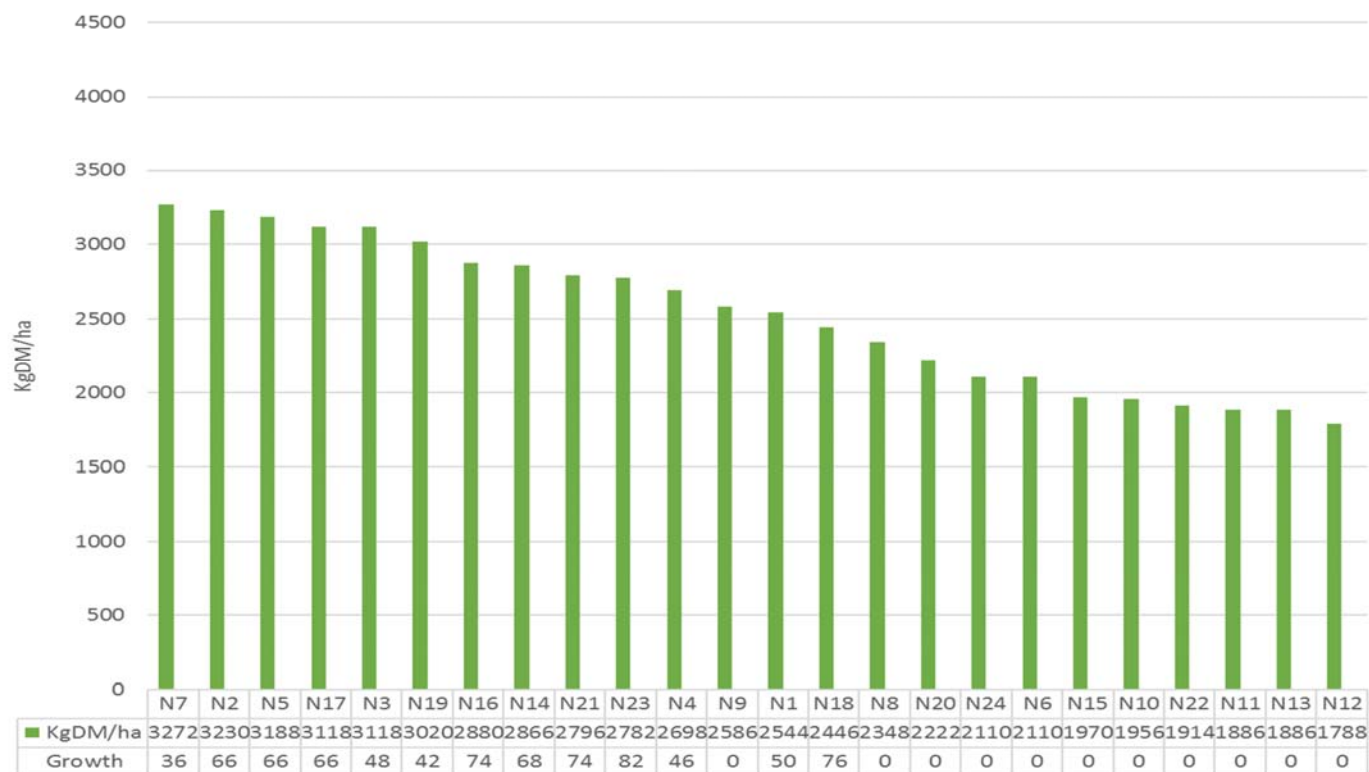
- Average pasture cover on Whakapono on the 8th March was 2521 kgDM/ha has decreased slightly to 2499 KgDM/ha.
- Waiora had a cover of 2724KgDM/ha and has decreased markedly to 2549 KgDM/ha.
- Growth rates on Whakapono are below demand (60) at 54 but similar to demand on Waiora at 57 which doesn't explain the big drop in cover so expect covers have been overestimated on this farm lately or that base is disappearing naturally.
- Cover still above ideal with plate meter reading extremely high +300 so having the same problems as Lincoln interpreting the data. Could be measuring technique also.
- So just have to accept that with the higher residuals that the plate will give readings 300-500 higher than the eye and the cows are telling us let alone production.
- Looking to increase round length from 24 days to 30 days in March.
- 71 mm rainfall has meant all irrigation is off apart this week.
- Milk production remains stable with production at 1.84 kgMS/cow on Whakapono and lower on Waiora at 1.58 kgMS/cow dropping quite badly and perhaps starting to get into the base which will be decaying due to the wet weather. Also having some problems with the wheat auger so those cows have been missing out on some extra feed. Also found last eight paddocks of previous round had not been completed even though confirmed by fert spreaders reducing pre-graze on those paddocks and forcing cows to eat feed left from previous rounds.
- Extra clover and crude protein on Whakapono will be making a difference in per cow production which has showed up in previous summers in the second half of the season.
- Cooler soil temperatures have stifled this advantage to Whakapono until now and are reflected in the weekly pasture samples that record DM and ryegrass/clover % of sward.
- Pasture samples taken each week on the next two paddocks are about to graze a weighed and dried for DM% typically similar at 17 - 20% (see table below).
- Clover is typically 30% on Whakapono and 20% on Waiora.
- Per cow production starting to come back into line with last season but still have a lot of ground to make up with 7% lower cow numbers so currently 7% down on Whakapono and 11% down on Waiora. We also calved one week later and took more calf milk out of both vats proportionally.
- Grain/PKE back up to 2.0 kg/cow as growth rates below demand at 18 KgDM/cow.
- Pastures appear stalky with DM around 18%.
- NDF closer to 40% on Waiora restricting intake, 35% on Whakapono.
- Round length similar on Whakapono at 24 days with Waiora 26 days.
- 45 Hereford X calves sold averaged \$541 at Temuka sale leaving 25 Jersey bull calves.
- 100 R2 year heifers came back from grazing from foothills as too dry so are following cows who are still leaving too much behind. Split 55/45 to each farm.
- Whakapono is received another round of fertiliser 250 kg/ha containing N 17, P 11, K 24, S 24 kg/ha. Lime and Dolomite followed in Feb at 450kg/ha giving 13 kg Mg/ha and 245 kgCa/ha.
- Whakapono total N to date 84 kg/ha to date with total spend on fertiliser \$602/ha including lime and dolomite and extra fert put on silage paddocks.
- Waiora has received 50 kg/ha of Sustain N giving 23kg N/ha.

- Waiora total N will be 123 kg/ha t and total spend on fertiliser \$435/ha with no lime and no extra fert to silage paddocks
- Preg test results look similar to last year with 17% to recheck on both farms.
- What was interesting was that Whakapono had 62 % in calf early (August calving) compared to Waiora’s 58%.
- Final MT rate 13% on Whakapono and 14% on Waiora so 1% better o both farms than last season but still disappointing. Heifer results good at 4% out of 420 total.

Feed Wedges – 15th March



Waiora Feed Wedge



Animal Health

	Whakapono	Waiora
No of Mastitis Cows	0	2
No of Lambe Cows	4	4
Sick Herd %	2.5	0.9

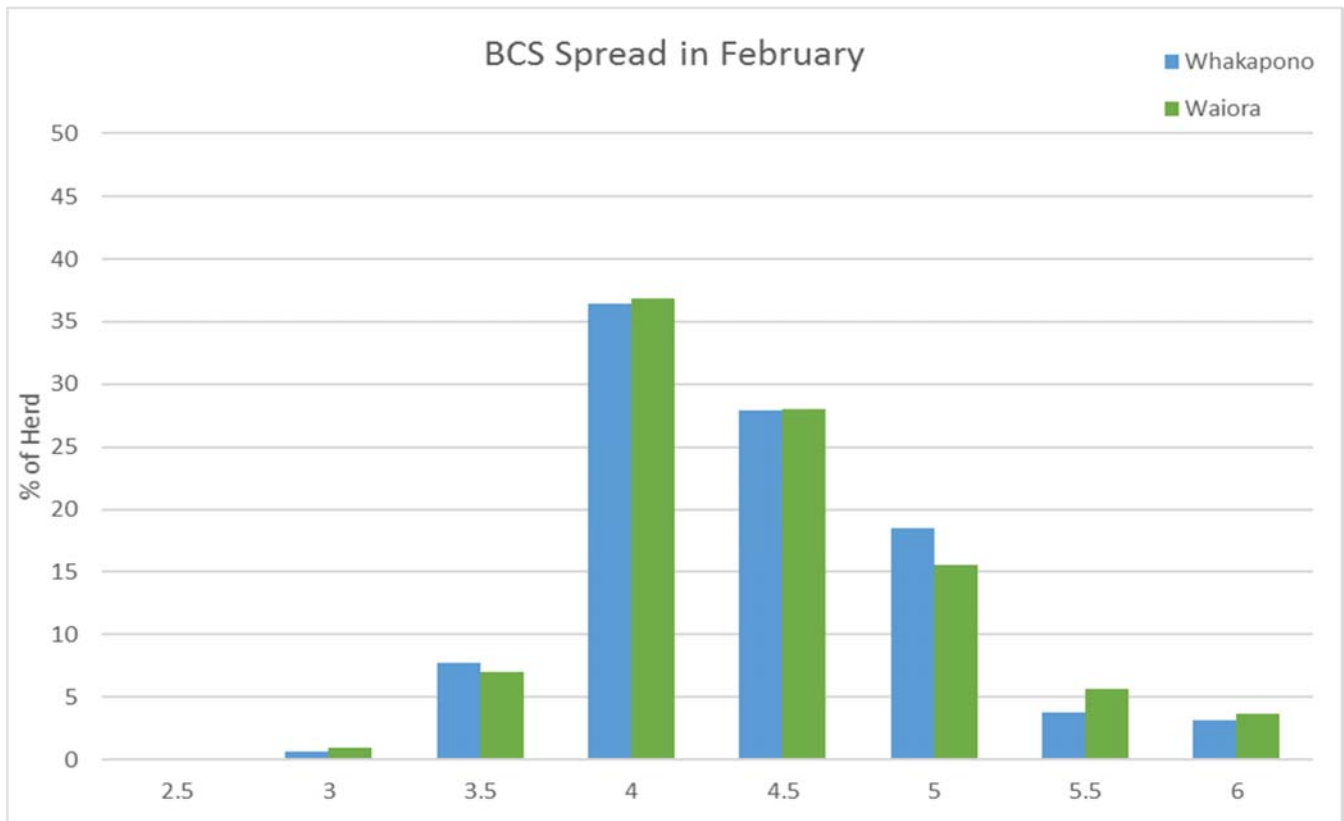
Mating

	Whakapono	Waiora
Submission Rate	91%	87%
Non-cyclers	43 cows	77 cows
AI length	6.5 weeks	6.5 weeks
Mating length	10 weeks	10 weeks

MT Rate	13%	14%
Detection Method	Manager/2IC checking cows every morning and tail paint	Manager/2IC checking cows every afternoon and tail paint

Timeframe of Mating	Dates
Planned Start of Mating	30 th October
Metri-checking & PG 1	21 st November
PG 2	1 st December
AI Finished	15 th December
Bulls entered herd	8 th December
Bulls removed from herd	9 th January
Pregnancy Scanning 1	31 st January
Pregnancy Scanning 2	28 th February

Cow Condition



Average cow condition for Whakapono is 4.5 and for Waiora is 4.5. The percentage of cows below CS 4.0 for Whakapono and Waiora is 8%.

Industry targets are 4.3 average condition and no more than 15% below CS 4.0.

Pasture Quality:

	Whakapono	Waiora
DM%	19	17
Ryegrass (%DM)	67	78
Clover (%DM)	32	22
Weeds (%DM)	0	0
Herbs (%DM)	0	0