

Backtrack Dairies

Week ending 18th October 2017

Backtrack Dairies

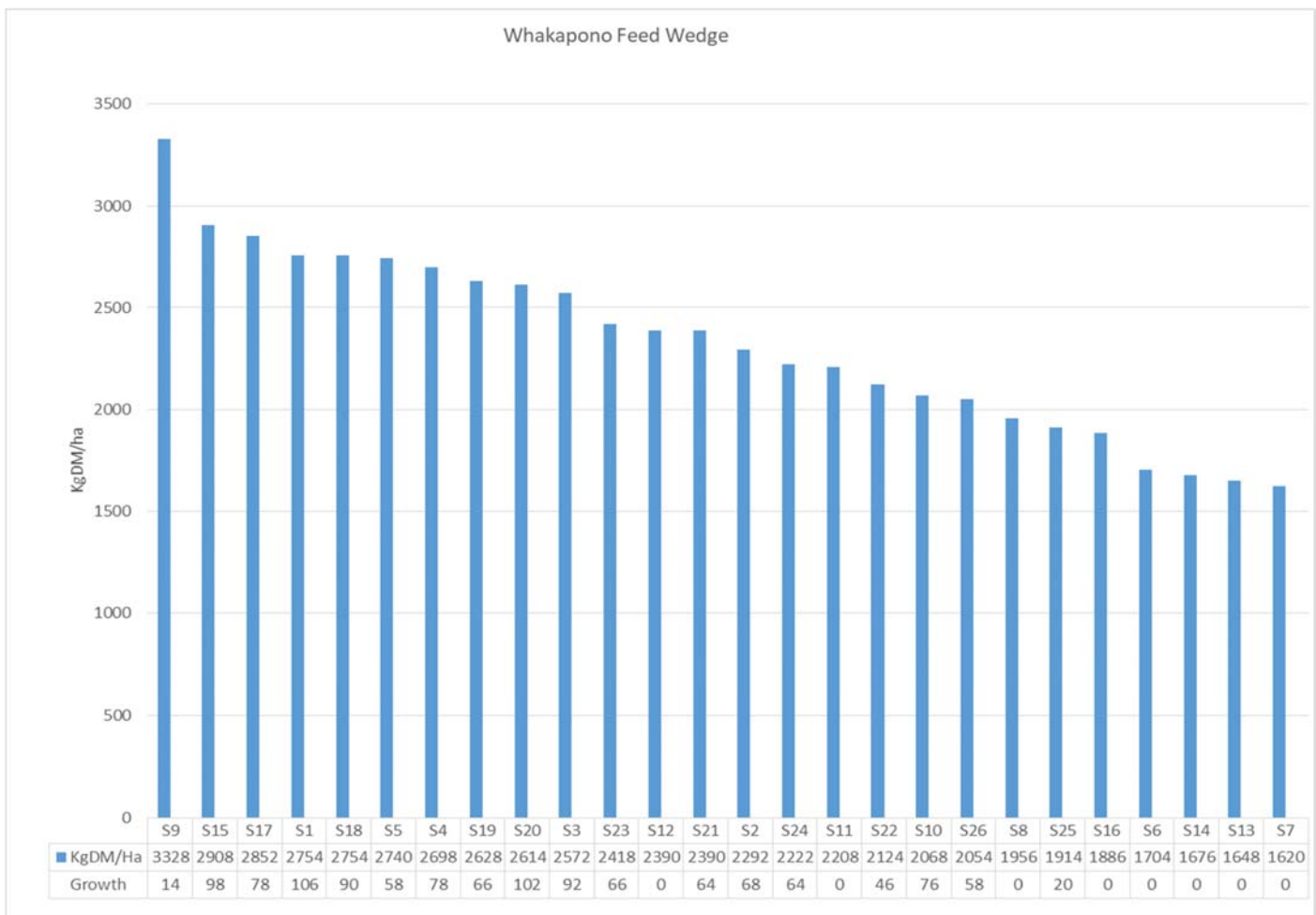
Two farming systems. One Kinsey-Albrecht (Whakapono) and one conventional (Waiora). Both farms have a stocking rate of 3.3 cows/ha at peak.

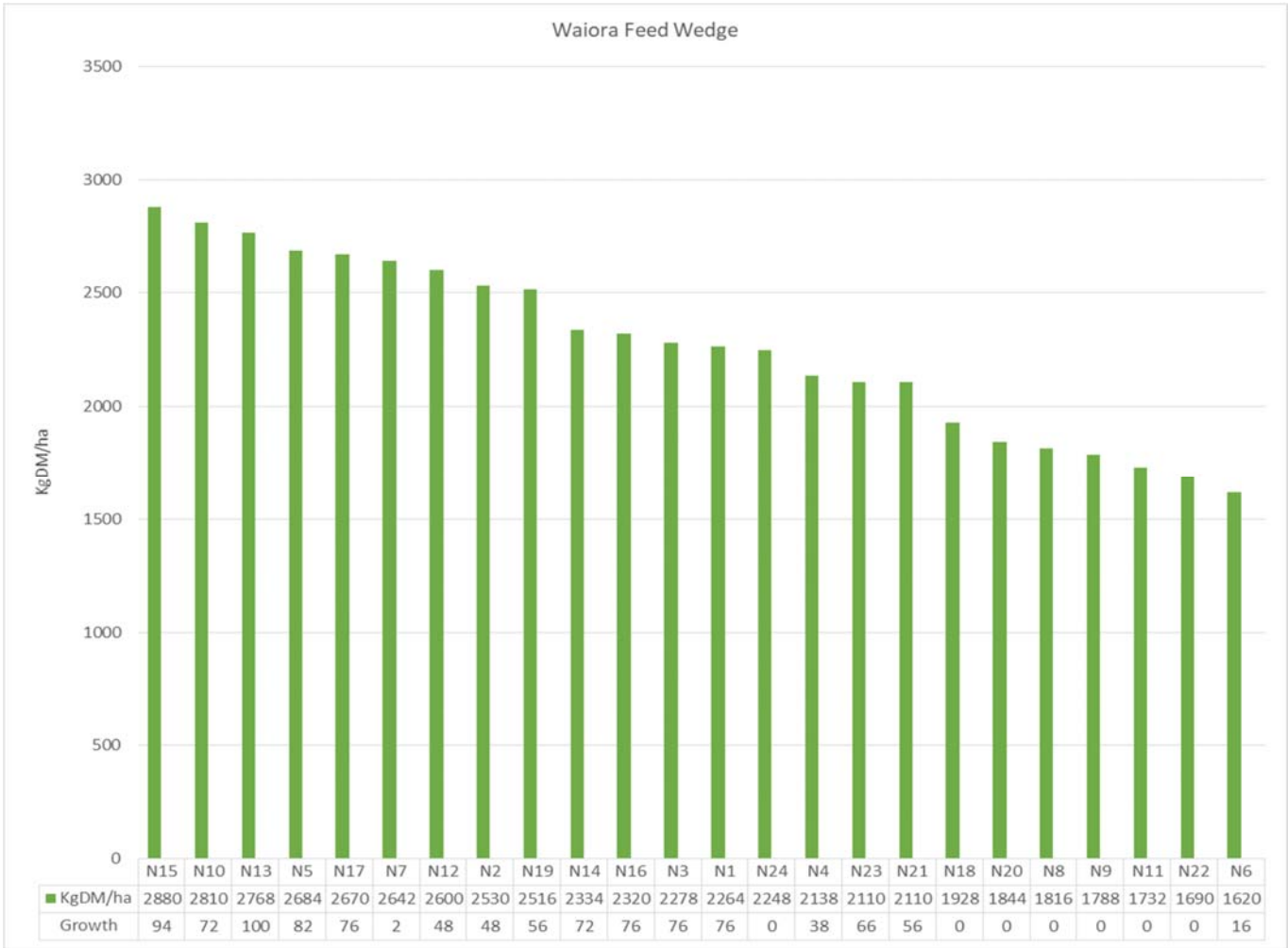
Week Ending	11/10/17		18/10/17	
Backtrack Dairies	Whakapono	Waiora	Whakapono	Waiora
Farm grazing ha	155	210	155	210
Peak Cows	512	697	512	697
Stocking Rate (cows in milk/ha)	3.2	3.2	3.3	3.2
Cows in Milk	512	684	524	689
% of cows in Sick Herd	1.5	1.4	1.9	0.9
Cows in Vat	485	646	499	667
Ave. Pasture Cover	2246	2230	2314	2250
Ave. Pasture Growth	61	71	69	59
Area Grazed	5.69	8.63	6.91	7.96
Grazing Interval	27	24	23	27
Pasture Intake (est kgDM/cow)	18	18	22	14
Grass Silage Fed (kgDM/cow)	0.0	0.5	0.2	0.5
Grain/PKE Fed (kgDM/cow)	1.0	1.0	1.0	1.0
Total Fed KgDM/cow	19	20	23	16
Milk Solids (Kg/cow/day)(inclu calf milk)	2.04	1.94	1.98	2.03
MS/ha/day	6.22	5.73	6.21	6.12
Nitrogen applied (kg N/ha)	0	0	0	3
Rainfall (mm for week)	80	80	6	6
Irrigation applied (mm for week)	3	0	0	0
Soil Temperature at 9am	11	11	11	12
Soil Moisture (between 65-76%)	106	83	106	83
Cell count (000's)	129	133	103	130
Mastitis Cases (%)	1.6	0.4	0.8	0.7
Lameness Cases (%)	0.4	0.0	0.2	0.1
Body Condition Score	4.3	4.4		
Totals To Date				
Milk Solids to factory	40060	52486	46827	61519
Milk Solids inclu calf milk	41788	55474	48933	65137
MS/ha	258	249	301	292
MS/cow (peak cows)(inclu calf milk)	82	80	96	93
Nitrogen applied (kg N/ha)	40	44	40	44
Supplements Fed (kg/cow)	249	250	258	260
Deaths %	1.6	1.7	2.0	1.7
Culls %	0.2	0.6	0.2	0.6
Mastitis %	9	7	10	7
Lameness %	2	2	2	2

Summary

- Whakapono had an average pasture cover of 2314 KgDM/ha and Waiora had an average pasture cover of 2250 KgDM/ha.
- Growth rates on Whakapono have slightly increased to 67 KgDM/ha and dropped back a bit to 59 KgDM/ha on Waiora.
- Still a few to calve. Milkers got one day of baleage, and are also getting PKE and grain in the shed.
- Milk production is at 1.98KgMS/cow on Whakapono and 2.03KgMS/cow on Waiora.
- 6mm of rain this week, a bit drier compared to last week.

Feed Wedges – 17th October





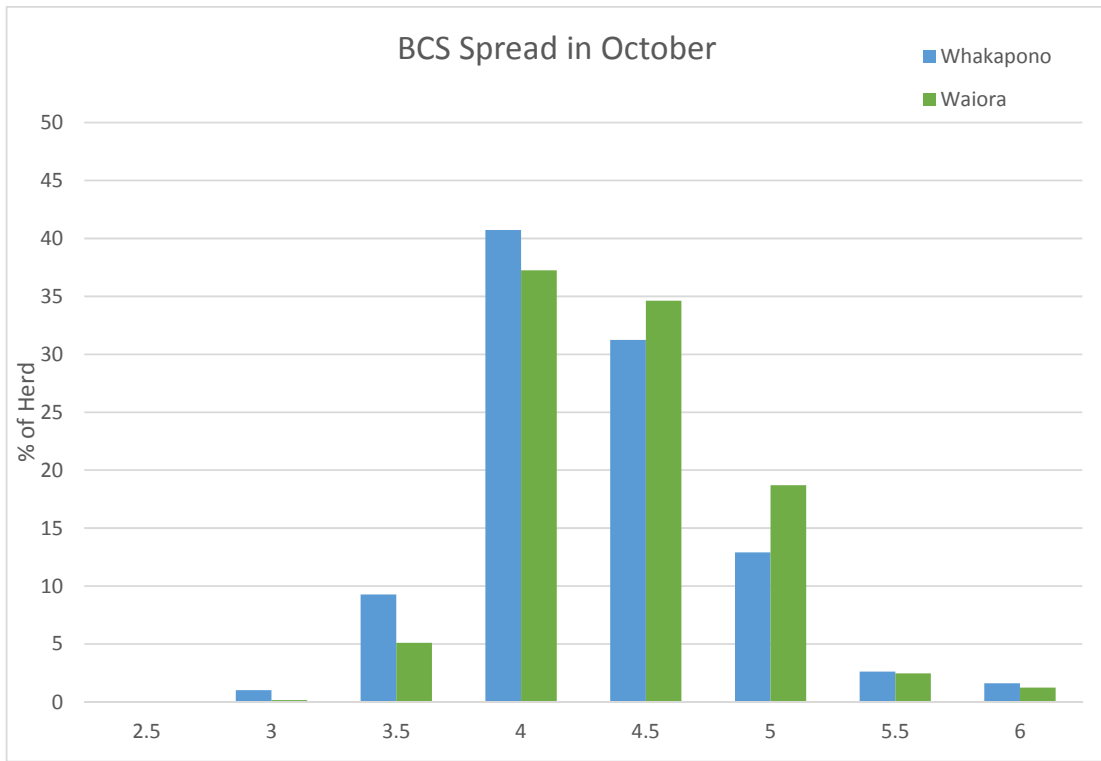
Animal Health

	Whakapono	Waiora
No of Mastitis Cows	4	5
No of Lambe Cows	1	1
Sick Herd %	1.9	0.9

Pasture Quality for this week:

	Whakapono	Waiora
DM%	18	18
Ryegrass (%DM)	91	92
Clover (%DM)	7	6
Weeds (%DM)	1	2
Herbs (%DM)	1	1

Cow Condition:



Cows were assessed at the start of October. Average condition is 4.3 on Whakapono and 4.4 on Waiora. 10% of the herd on Whakapono was below CS 4.0 and there was 5% below CS 4.0 on Waiora.