

Backtrack Dairies

Week ending 22nd March 2017

Backtrack Dairies

Two farming systems. One Kinsey-Albrecht (Whakapono) and one conventional (Waiora). Both farms have a stocking rate of 3.1 cows/ha at peak.

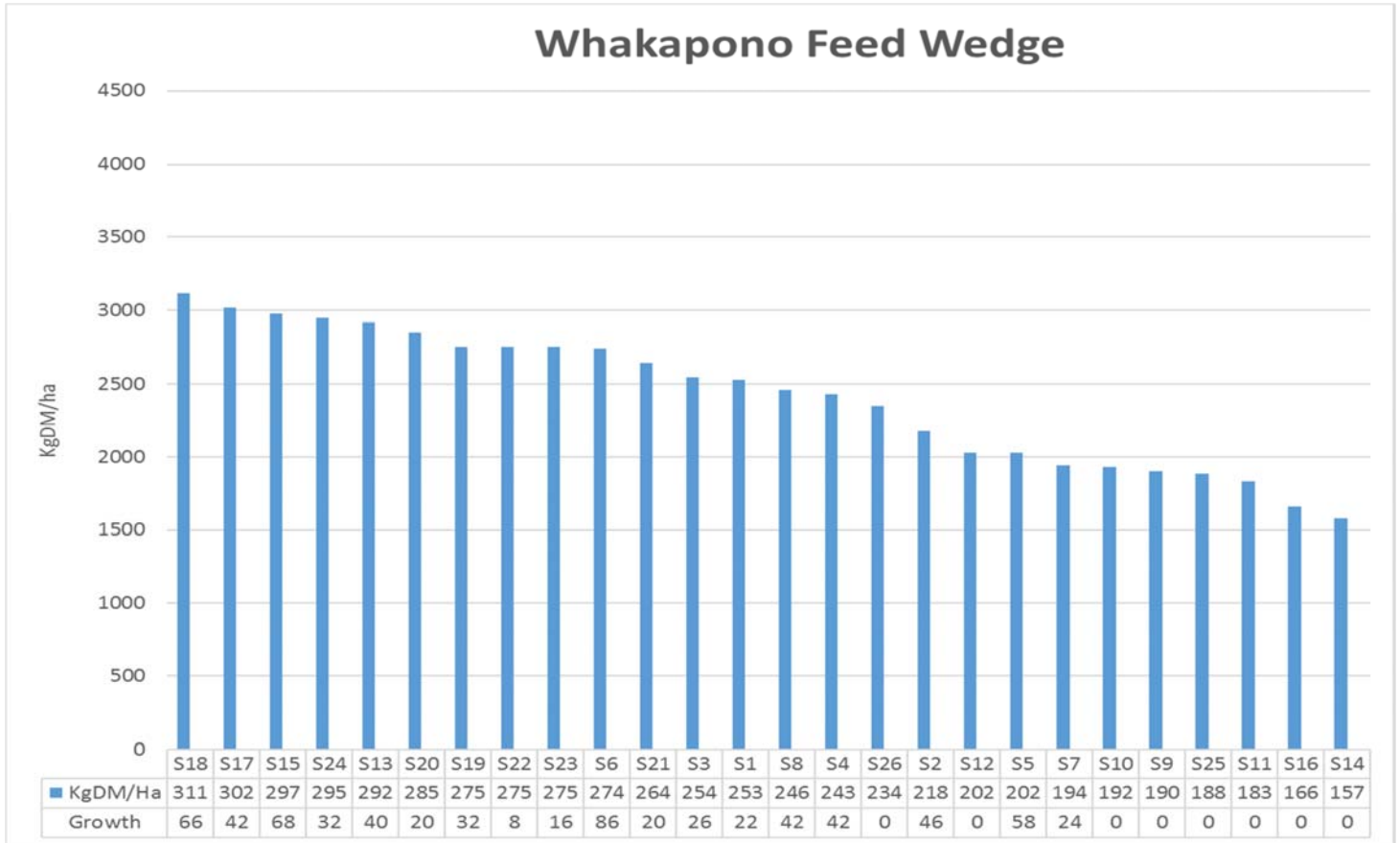
Week Ending	15/3/17		22/3/17	
Backtrack Dairies	Whakapono	Waiora	Whakapono	Waiora
Farm grazing ha	155	210	155	210
Peak Cows	483	639	483	639
Stocking Rate (cows in milk/ha)	3.1	3.0	3.1	3.0
Cows in Milk	479	629	479	629
% of cows in Sick Herd	2.5	0.9	1.7	1.5
Cows in Vat	467	623	471	620
Ave. Pasture Cover	2499	2549	2407	2509
Ave. Pasture Growth	54	57	38	42
Area Grazed	6.72	12.57	6.95	7.21
Grazing Interval	23	22	22	22
Pasture Intake (est kgDM/cow)	18	19	19	19
Grass Silage Fed (kgDM/cow)	0	0	0	0
Grain/PKE Fed (kgDM/cow)	2.0	2.0	2.0	2.0
Total Fed KgDM/cow	20	21	21	21
Milk Solids (Kg/cow/day)(inclu calf milk)	1.84	1.58	1.62	1.46
MS/ha/day	5.68	4.72	4.99	4.37
Nitrogen applied (kg N/ha)	0	0	0	7
Rainfall (mm for week)	71	71	8	8
Irrigation applied (mm for week)	0	1	0	0
Soil Temperature at 9am	13	14	14	14
Soil Moisture (between 65-76%)	107	88	103	83
Cell count (000's)	116	168	114	166
Mastitis Cases (%)	0.0	0.3	0.2	0.0
Lameness Cases (%)	0.8	0.6	1.0	0.0
Body Condition Score	4.5	4.5	4.5	4.5
Totals To Date				
Milk Solids to factory	196934	237796	202350	244213
Milk Solids inclu calf milk	203401	247295	208818	253712
MS/ha	1269	1130	1304	1161
MS/cow (peak cows)(inclu calf milk)	421	387	432	397
Nitrogen applied (kg N/ha)	84	123	84	124
Supplements Fed (kg/cow)	323	335	337	349
Deaths %	1.4	3.0	1.4	3.0
Culls %	3.5	2.8	3.5	2.8

Summary

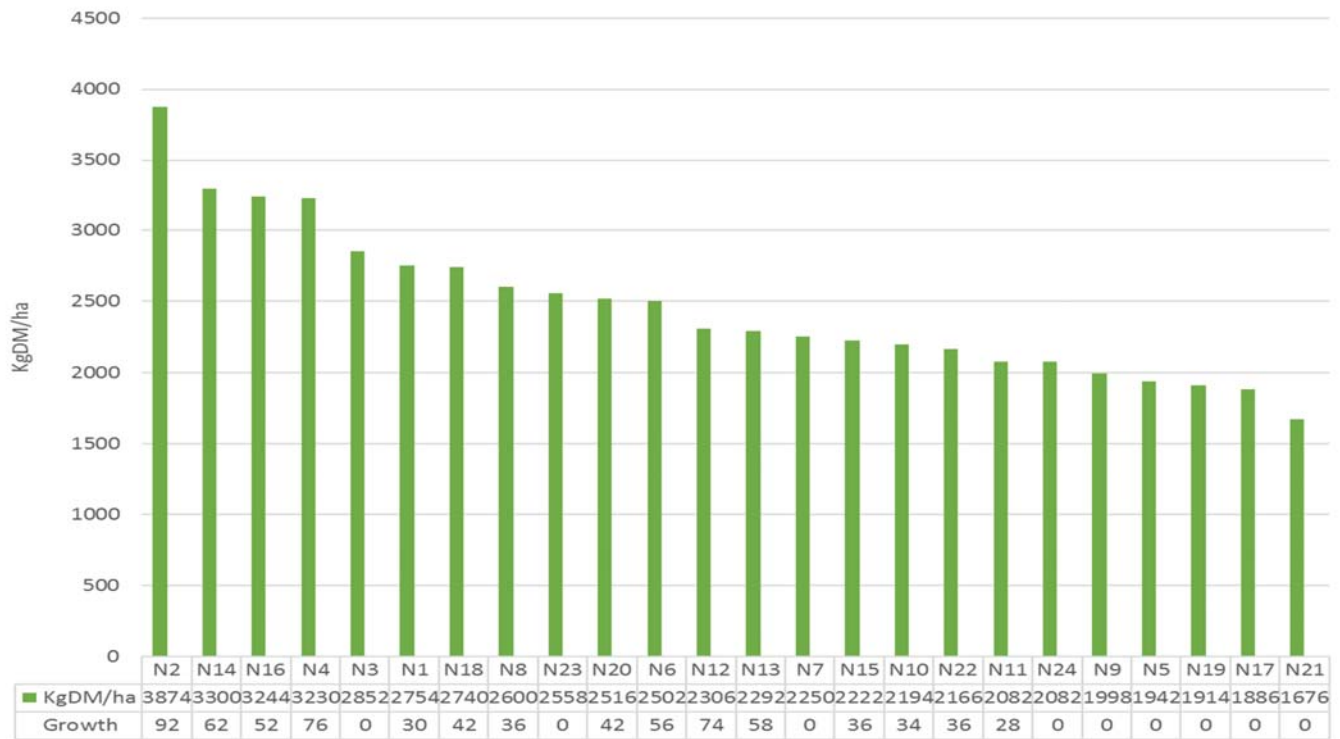
- Average pasture cover on Whakapono on the 15th March was 2499 kgDM/ha has decreased slightly to 2407 KgDM/ha.
- Waiora had a cover of 2549KgDM/ha and has decreased markedly to 2509 KgDM/ha.
- Growth rates on Whakapono are below demand (60) at 38 but similar on Waiora at 42 which relates to the big drop in cover mostly due to wet or dull weather.
- Also, the platemeter is probably starting to read more accurately as the base starts to disappear with recent rain, longer round forcing cows lower and the normal autumn change lowering DM%.
- Increasing round length from 24 days to 30 days in late March because of heavy rain
- 8 mm rainfall and overcast weather has meant all irrigation is off this week.
- Milk production has fallen markedly from 1.84 to 1.62 kgMS/cow on Whakapono and lower on Waiora from 1.58 to 1.46 kgMS/cow. Starting to get into the base which will be decaying due to the wet weather. Also, having some problems with the wheat auger on Waiora so those cows have been missing out on some extra feed. Also found last eight paddocks of previous round had not been completed even though confirmed by fert spreaders reducing pre-graze on those paddocks and forcing cows to eat feed left from previous rounds.
- DM% has dropped markedly on both farms from 17 – 20 % to 13 -14% which will be lowering potential intakes significantly as it did in spring.
- Cooler soil temperatures have stifled this advantage to Whakapono until now and are reflected in the weekly pasture samples that record DM and ryegrass/clover % of sward.
- Pasture samples taken each week on the next two paddocks are about to graze a weighed and dried for DM% similar at 14% (see table below).
- Clover is typically 30% on Whakapono and 20% on Waiora has fallen in recent sample to 21% and 11% respectively as ryegrass kicks in again with cooler soil temps.
- Per cow production was starting to come into line with last seasons daily production but the recent fall will make it difficult to make up any more.
- Grain/PKE back up to 2.0 kg/cow as growth rates below demand at 18 KgDM/cow.
- NDF closer to 40% on Waiora restricting intake, 35% on Whakapono.
- Round length similar on Whakapono at 24 days with Waiora 26 days.
- 45 Hereford X calves sold averaged \$541 at Temuka sale leaving 25 Jersey bull calves.
- 100 R2 year heifer grazing one day in front of cows so will be picking the best out of paddocks. Split 55/45 to each farm.They will leave farm shortly to neighbours as we try to extend rotation further.
- Whakapono total N to date 84 kg/ha to date with total spend on fertiliser \$602/ha including lime and dolomite and extra fert put on silage paddocks.
- Waiora has received 50 kg/ha of Sustain N giving 23kg N/ha on the paddocks that missed out in February.
- Waiora total N will be 123 kg/ha t and total spend on fertiliser \$435/ha with no lime and no extra fert to silage paddocks
- Preg test results look similar to last year with 17% to recheck
- What was interesting was that Whakapono had 62 % in calf early (August calving) compared to Waiora's 58%.

- Final MT rate 13% on Whakapono and 14% on Waiora so 1% better o both farms than last season but still disappointing. Heifer results good at 4% out of 420 total.
- Lameness becoming an issue again on Whakapono, but is also starting to appear on Waiora which is normal after a big rain and tracks in need of some maintenance.
- Whakapono at distinct disadvantage with one bigger herd, longer walks over tracks which get wet from pivots so any extra wet weather quickly accentuates any lameness problems.

Feed Wedges – 22nd March



Waiora Feed Wedge



Animal Health

	Whakapono	Waiora
No of Mastitis Cows	1	0
No of Lambe Cows	5	3
Sick Herd %	1.7	1.5

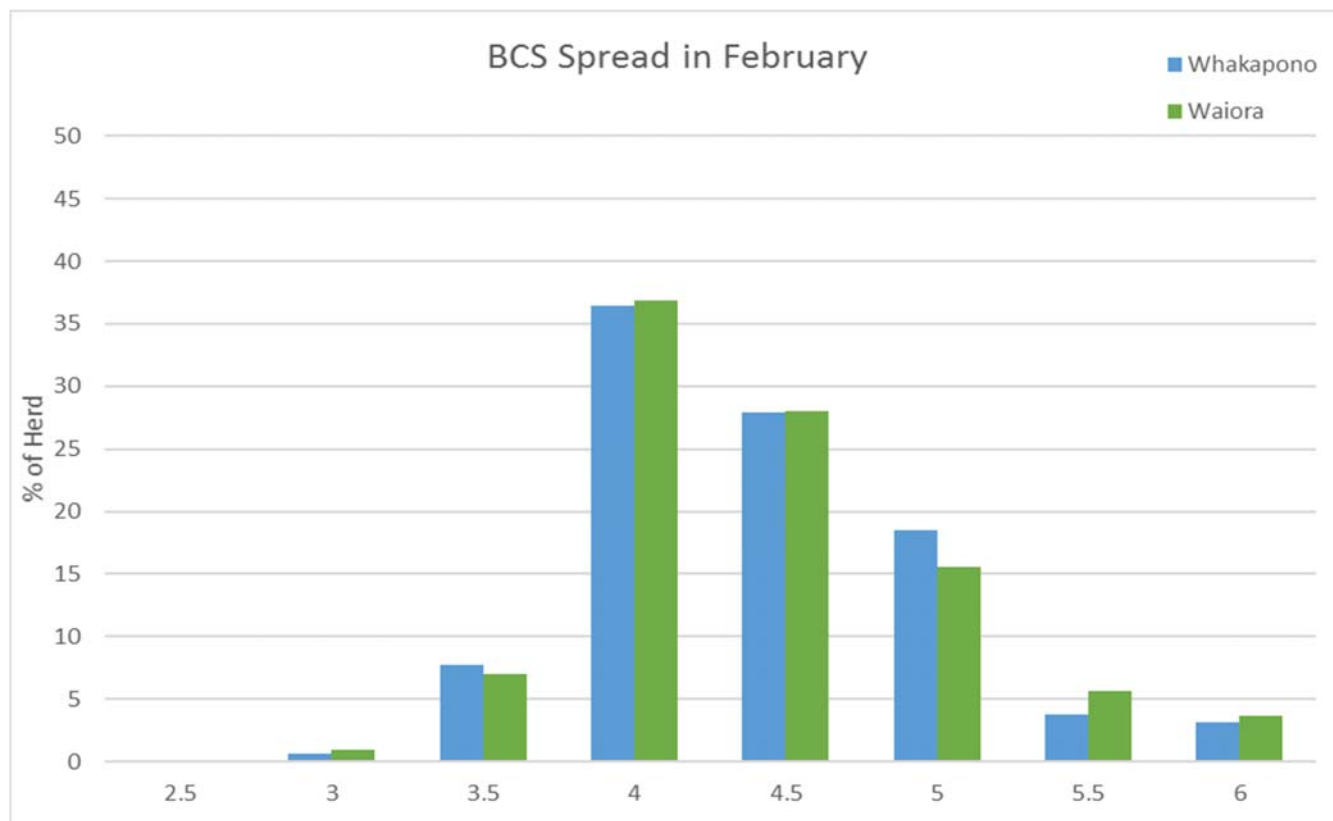
Mating

	Whakapono	Waiora
Submission Rate	91%	87%
Non-cyclers	43 cows	77 cows
AI length	6.5 weeks	6.5 weeks
Mating length	10 weeks	10 weeks
MT Rate	13%	14%

Detection Method	Manager/2IC checking cows every morning and tail paint	Manager/2IC checking cows every afternoon and tail paint
------------------	--	--

Timeframe of Mating	Dates
Planned Start of Mating	30 th October
Metri-checking & PG 1	21 st November
PG 2	1 st December
AI Finished	15 th December
Bulls entered herd	8 th December
Bulls removed from herd	9 th January
Pregnancy Scanning 1	31 st January
Pregnancy Scanning 2	28 th February

Cow Condition



Average cow condition for Whakapono is 4.5 and for Waiora is 4.5. The percentage of cows below CS 4.0 for Whakapono and Waiora is 8%.

Industry targets are 4.3 average condition and no more than 15% below CS 4.0.

Pasture Quality for this week:

	Whakapono	Waiora
DM%	14	14
Ryegrass (%DM)	72	89
Clover (%DM)	21	11
Weeds (%DM)	5	0
Herbs (%DM)	1	0