

## Backtrack Dairies

Week ending 25<sup>th</sup> October 2017

### Backtrack Dairies

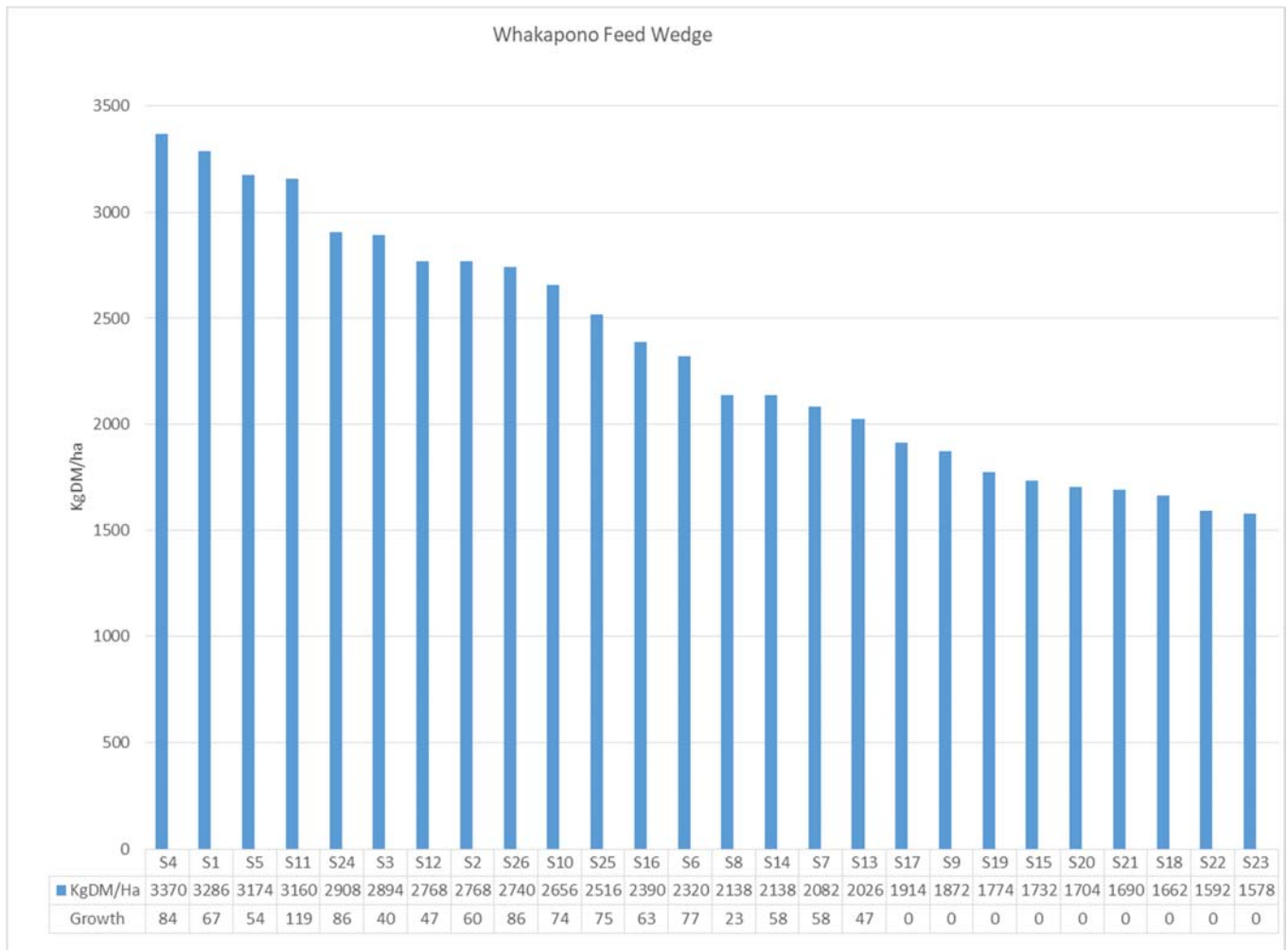
Two farming systems. One Kinsey-Albrecht (Whakapono) and one conventional (Waiora). Both farms have a stocking rate of 3.3 cows/ha at peak.

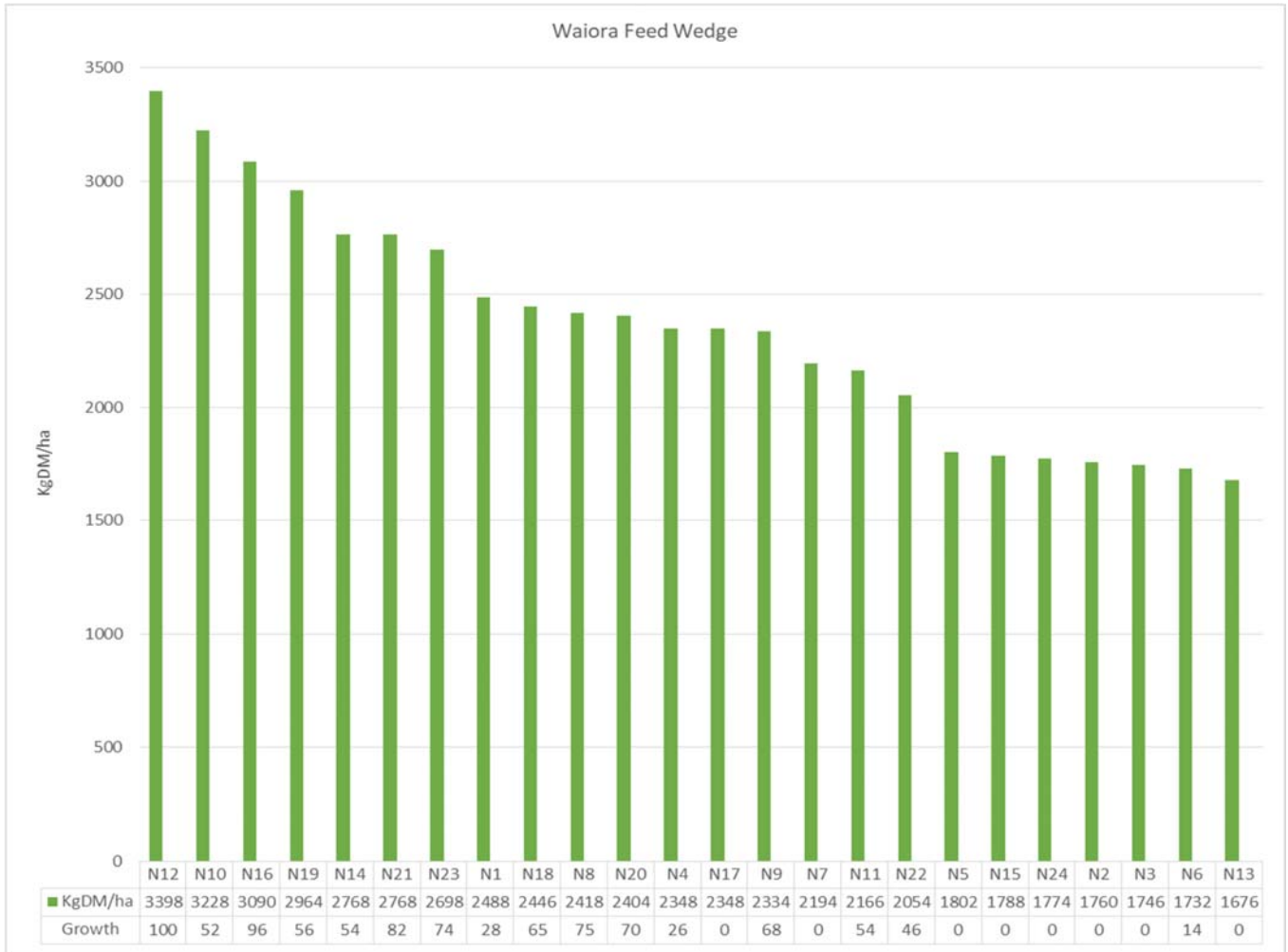
Week Ending	18/10/17		25/10/17	
Backtrack Dairies	Whakapono	Waiora	Whakapono	Waiora
Farm grazing ha	155	210	155	210
Peak Cows	512	697	512	697
Stocking Rate (cows in milk/ha)	3.3	3.2	3.3	3.2
Cows in Milk	524	689	519	688
% of cows in Sick Herd	1.9	0.9	1.3	1.6
Cows in Vat	499	667	510	672
Ave. Pasture Cover	2314	2250	2391	2332
Ave. Pasture Growth	69	59	66	56
Area Grazed	6.91	7.96	6.69	8.94
Grazing Interval	23	27	23	24
Pasture Intake (est kgDM/cow)	22	14	22	22
Grass Silage Fed (kgDM/cow)	0.2	0.5	0.0	0.0
Grain/PKE Fed (kgDM/cow)	1.0	1.0	1.0	1.0
Total Fed KgDM/cow	23	16	23	23
Milk Solids (Kg/cow/day)(inclu calf milk)	1.98	2.03	1.97	2.00
MS/ha/day	6.21	6.12	6.34	6.06
Nitrogen applied (kg N/ha)	0	3	13	0
Rainfall (mm for week)	6	6	0	0
Irrigation applied (mm for week)	0	0	5	0
Soil Temperature at 9am	11	12	12	12
Soil Moisture (between 65-76%)	106	83	89	76
Cell count (000's)	103	130	122	124
Mastitis Cases (%)	0.8	0.7	0.6	0.4
Lameness Cases (%)	0.2	0.1	0.4	0.4
Body Condition Score	4.3	4.4		
<b>Totals To Date</b>				
Milk Solids to factory	46827	61519	53728	70470
Milk Solids inclu calf milk	48933	65137	56086	74718
MS/ha	301	292	345	334
MS/cow (peak cows)(inclu calf milk)	96	93	110	107
Nitrogen applied (kg N/ha)	40	44	49	65
Supplements Fed (kg/cow)	258	260	265	267
Deaths %	2.0	1.7	2.0	2.0
Culls %	0.2	0.6	1.2	1.3
Mastitis %	10	10	10	8
Lameness %	2	2	2	2

## Summary

- Whakapono had an average pasture cover of 2391 KgDM/ha and Waiora had an average pasture cover of 2332 KgDM/ha.
- Growth rates on Whakapono have held at 66 KgDM/ha and dropped back a bit to 56 KgDM/ha on Waiora.
- Milkers getting PKE and grain in the shed.
- Milk production is at 1.97KgMS/cow on Whakapono and 2.00KgMS/cow on Waiora.
- No rain this week.

## Feed Wedges – 25<sup>th</sup> October





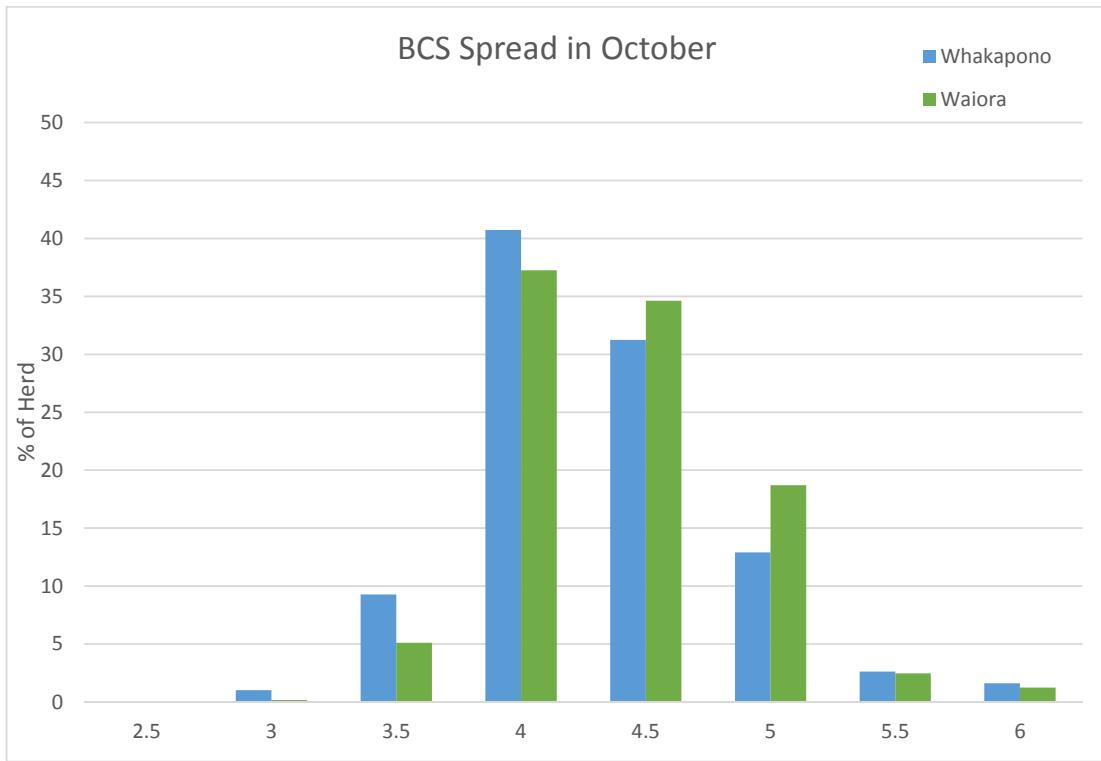
**Animal Health**

	<b>Whakapono</b>	<b>Waiora</b>
No of Mastitis Cows	3	3
No of Lambe Cows	2	3
Sick Herd %	1.9	0.9

**Pasture Quality for this week:**

	<b>Whakapono</b>	<b>Waiora</b>
DM%	19	18
Ryegrass (%DM)	83	87
Clover (%DM)	15	13
Weeds (%DM)	0	0
Herbs (%DM)	2	0

**Cow Condition:**



Cows were assessed at the start of October. Average condition is 4.3 on Whakapono and 4.4 on Waiora. 10% of the herd on Whakapono was below CS 4.0 and there was 5% below CS 4.0 on Waiora.