

Backtrack Dairies

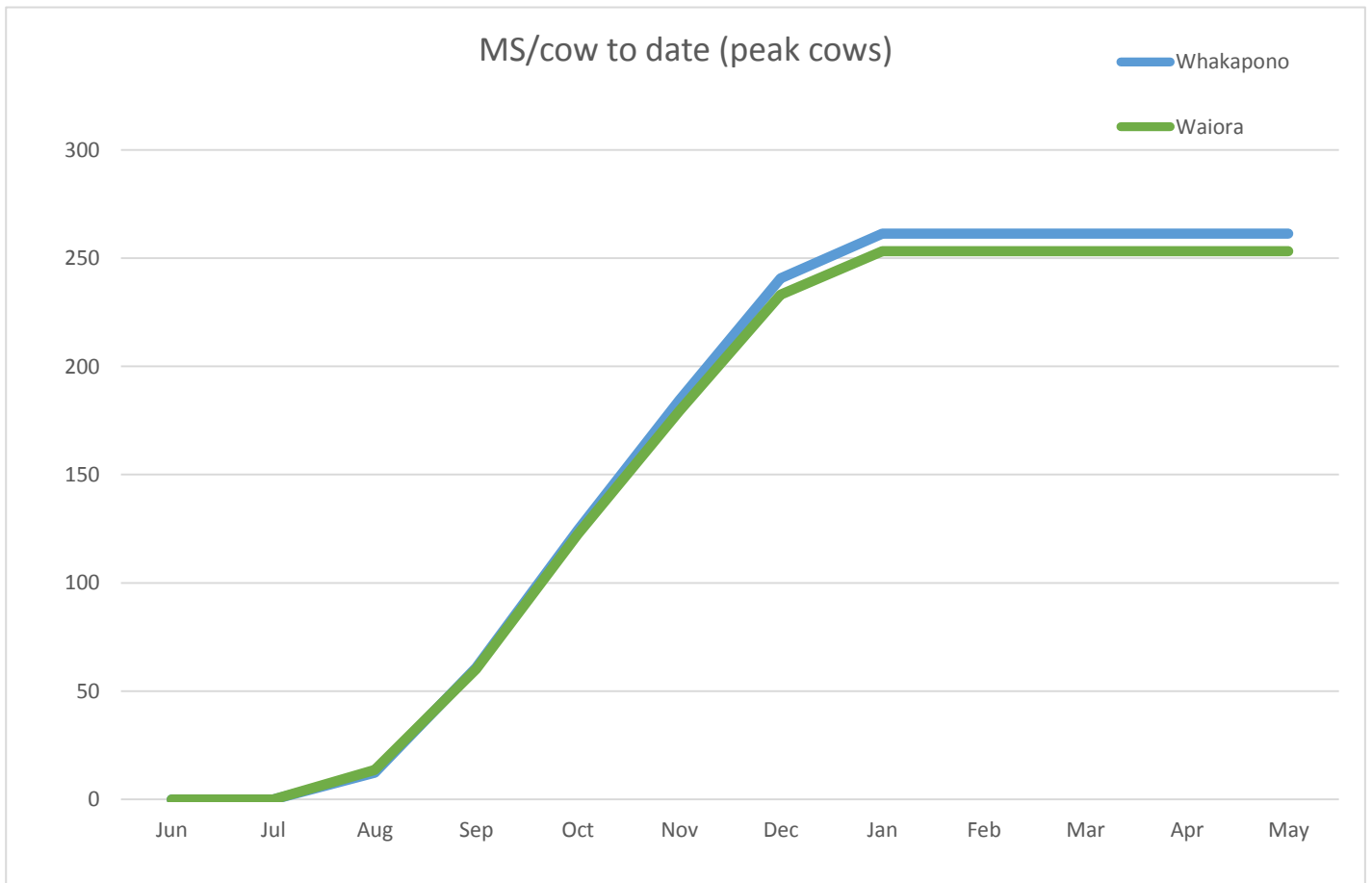
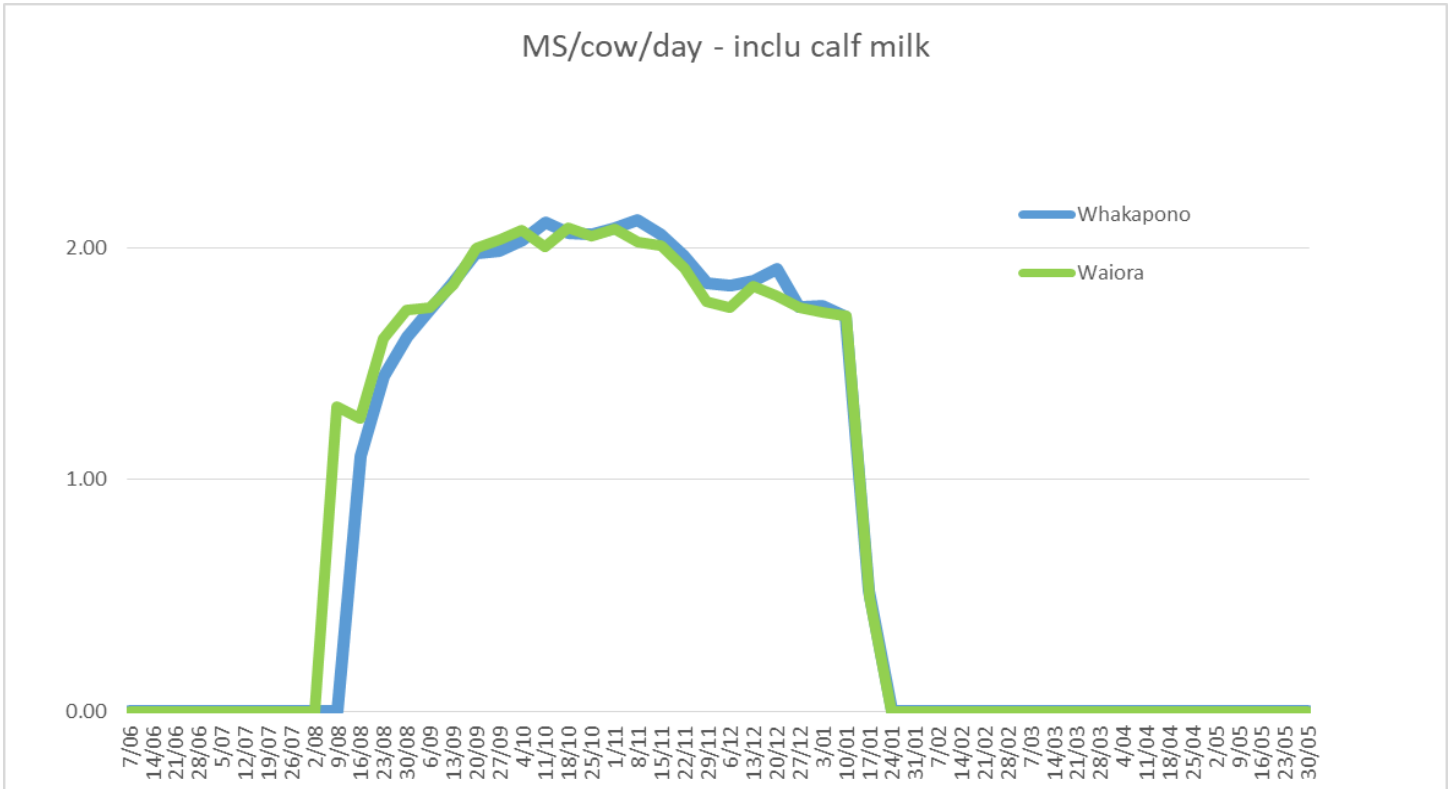
Week ending 27th December 2017

Backtrack Dairies

Two farming systems. One Kinsey-Albrecht (Whakapono) and one conventional (Waiora). Both farms have a stocking rate of 3.3 cows/ha at peak.

Week Ending	20/12/17		27/12/17	
Backtrack Dairies	Whakapono	Waiora	Whakapono	Waiora
Farm grazing ha	155	210	155	210
Peak Cows	523	697	523	697
Stocking Rate (cows in milk/ha)	3.3	3.2	3.3	3.2
Cows in Milk	521	682	521	682
% of cows in Sick Herd	0.2	0.6	0.6	0.3
Cows in Vat	520	678	518	680
Ave. Pasture Cover	2281	2538	2462	2458
Ave. Pasture Growth	30	57	84	53
Area Grazed	8.54	9.86	7.87	10.52
Grazing Interval	18	21	20	20
Pasture Intake (est kgDM/cow)	18	17	15	20
Grass Silage Fed (kgDM/cow)	0.0	0.0	0.0	0.0
Grain/PKE Fed (kgDM/cow)	1.0	1.0	1.0	1.0
Total Fed KgDM/cow	19	18	16	18
Milk Solids (Kg/cow/day)(inclu calf milk)	1.91	1.79	1.74	1.74
MS/ha/day	6.16	5.67	5.84	5.63
Nitrogen applied (kg N/ha)	0	0	0	0
Rainfall (mm for week)	4	4	24	24
Irrigation applied (mm for week)	22	29	28	30
Soil Temperature at 9am	17	18	17	17
Soil Moisture (between 65-76%)	96	75	103	79
Cell count (000's)	104	137	101	141
Mastitis Cases (%)	0.0	0.0	0.2	0.0
Lameness Cases (%)	0.6	0.0	0.0	0.1
Body Condition Score	4.4	4.4	4.4	4.4
Totals To Date				
Milk Solids to factory	108032	139986	114389	148303
Milk Solids inclu calf milk	115898	149499	122255	157816
MS/ha	695	664	735	703
MS/cow (peak cows)(inclu calf milk)	222	214	234	226
Nitrogen applied (kg N/ha)	71	88	71	88
Supplements Fed (kg/cow)	331	336	338	343
Deaths %	2.3	2.7	2.3	2.7
Culls %	1.1	1.3	1.1	1.3
Mastitis %	11	9	11	9
Lameness %	4	3	4	4

Production Graph



Mating

Timeframe of Mating	Dates
Planned Start of Mating	29 th October
Metri-checking & PG 1	22 nd November
PG 2	1 st December
Change to short gestation hereford	7 th December
AI Finished	16 th December
Bulls entered herd	16 th December
Bulls removed from herd	7 th January
Pregnancy Scanning 1	1 st February
Pregnancy Scanning 2	1 st March

The plan is to use kiwi cross for most cows and friesland straws over obvious jersey cows. The above dates are when everything is planned to happen. These dates will get updated as we get to them.

Animal Health

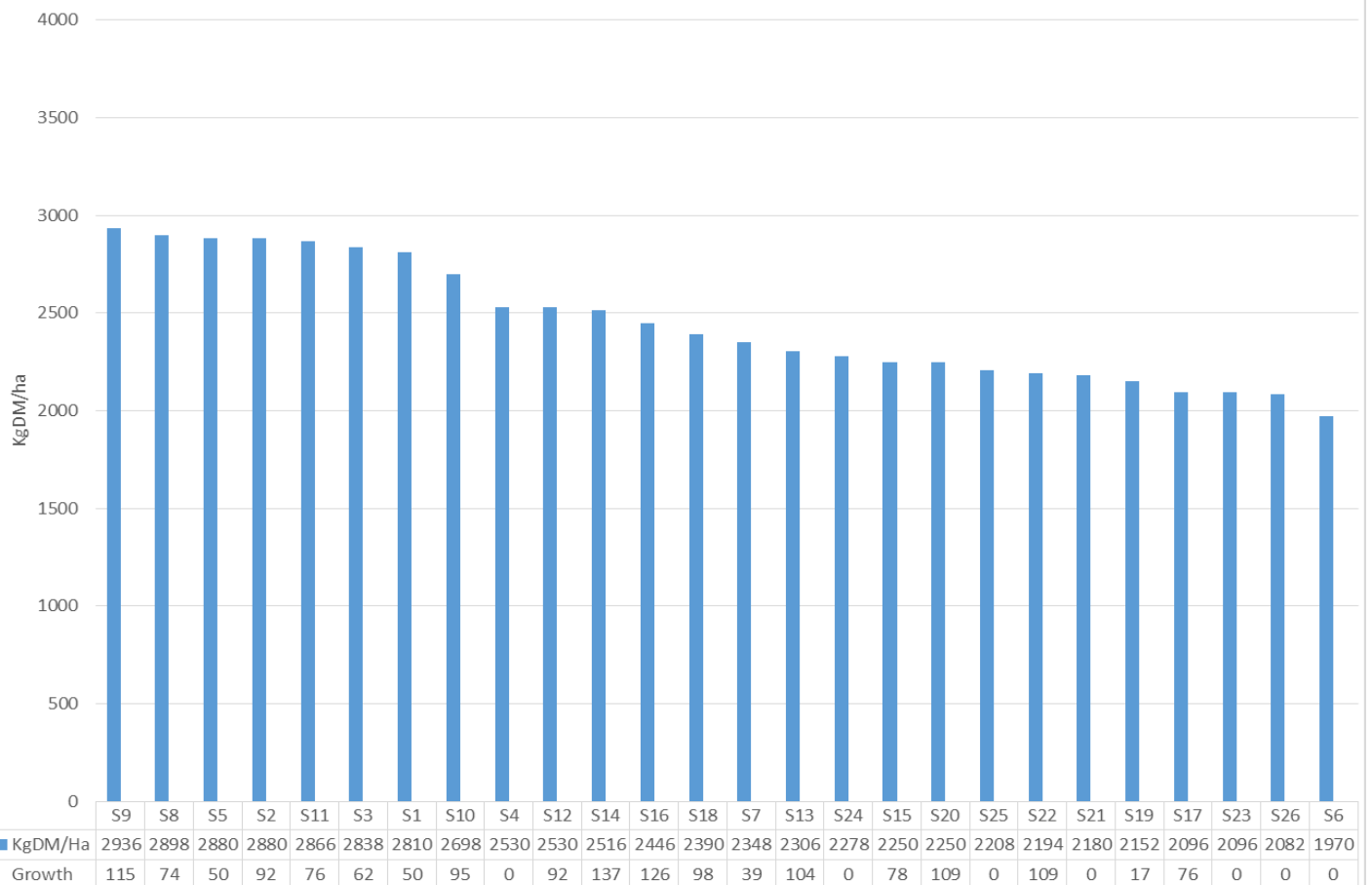
	Whakapono	Waiora
No of Mastitis Cows	1	0
No of Lambe Cows	0	1
Sick Herd %	0.6	0.3

Pastures

Pasture Quality for this week

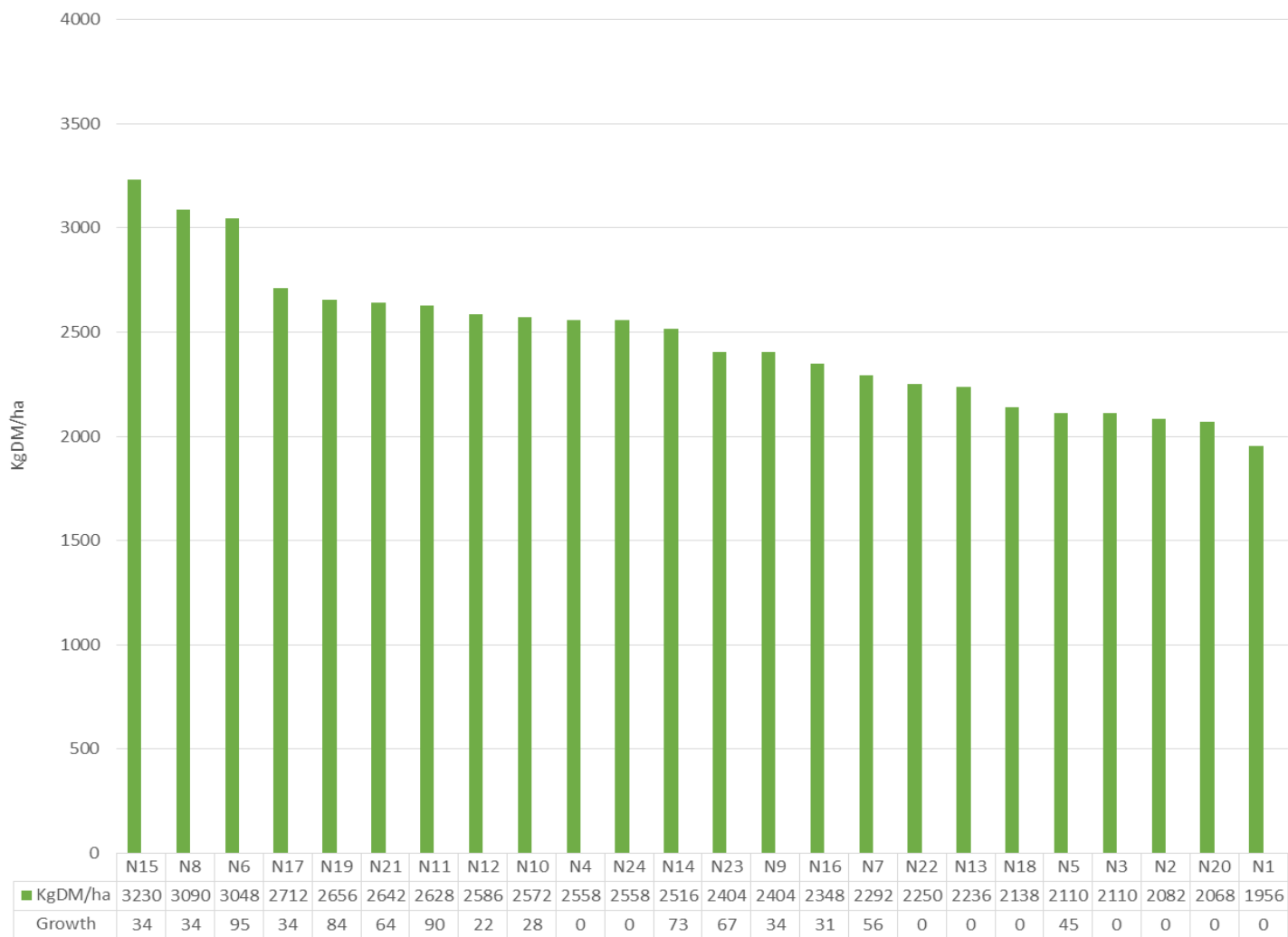
	Whakapono	Waiora
DM%	20	21
Ryegrass (%DM)	87	92
Clover (%DM)	13	6
Weeds (%DM)	0	2
Herbs (%DM)	0	1

Whakapono Feed Wedge



Feed Wedges – 25th December

Waiora Feed Wedge



Fertiliser Applied

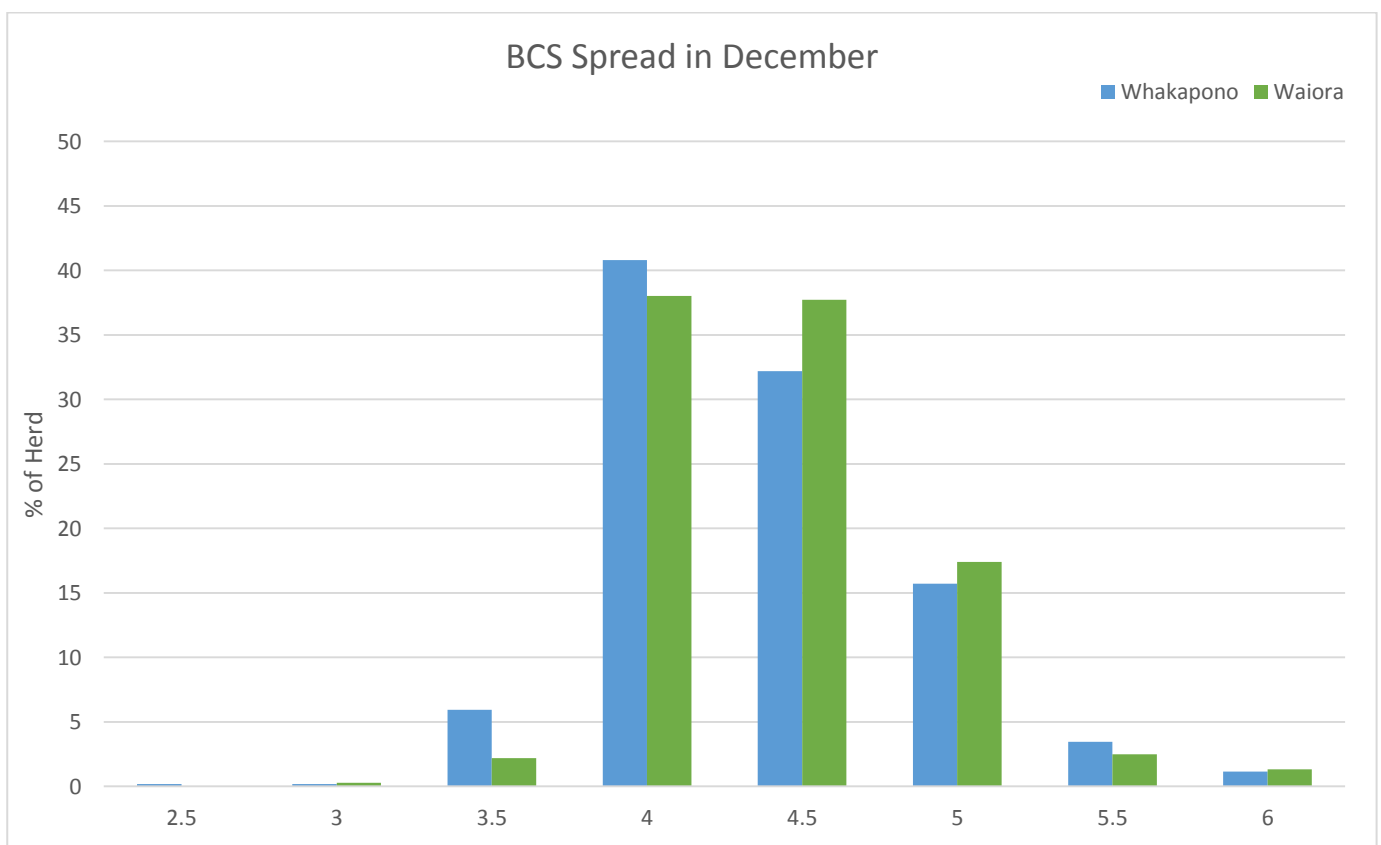
Whakapono – Healthy Soils

Month	N	P	K	S	Mg	Ca
August	9	0	0	11	0	0
September	18	0	0	20	0	0
October	13	19	28	52	0	115
November	22	14	37	56	0	87
December	9	0	10	13	0	0
Total to Date Applied	71	33	75	152	0	202

Waiora - Ballance

Month	N	P	K	S	Mg	Ca
August	27	0	0	14	0	2
September	13	0	0	7	0	1
October	18	9	9	12	7	22
November	21	11	11	14	8	27
December	9	0	0	0	0	0
Total to Date Applied	88	21	20	47	15	52

Cow Condition



Cows were assessed at the start of December. Average condition is has slightly improved on Whakapono to 4.4 and remained the same on Waiora at 4.4. 6% of the herd on Whakapono was below CS 4.0 and there was 2% below CS 4.0 on Waiora. So for both farms an improvement in the bottom end. Both farms tracking along well.

Herd Test Results

Farm	No. of herds	Herd Size	Milk (L)	Milkfat (%)	Milkfat (kg)	Protein (%)	Protein (kg)	Milk Solids (kg)
Whakapono		438	27.6	4.25	1.17	3.92	1.08	2.25
Waiora		570	27.1	4.39	1.19	3.86	1.05	2.24
Canterbury	157	659	26.4	4.41	1.16	3.72	.98	2.15

Results are from the 9th and 10th of October.

Management Summary

- Rotation length at present is at 19-21 days.
- Irrigation continues to keep up with dry period.
- 24 mm of rain this week. Haven't had much in the week.
- Irrigation for k-lines and pivots as per moisture meter.
- Last week baleage was made on Whakapono off 13ha. A total of 48 bales.
- After baleage was taken these paddock were also direct drilled
- Maintenance fertiliser being put on. Pasture mag 5 on Waiora at a rate of 401kg/ha. This includes 1kg/ha of selenium. Whakapono has put on annual fertiliser with nitrogen.
- The plan for fertiliser plan for this season is to have both farms put on no more than 100kg/ha of N for the season.
- Waiora is now going to exceed this as the first round of fertiliser has been put on with a different product than what was initially planned. Interestingly it did not lift the cover to above expected levels.
- To date the spend for Waiora has been \$90,377.30 = \$430/ha. There will also be more maintenance fertiliser go on in Autumn as we didn't want to put so much K on in one hit.
- And on Whakapono the spend has been \$80,840.51 = \$521.55/ha.
- We have been pre-mowing paddocks to keep on top of pasture quality. Nearly all of both farms have now been done.
- We have oversown all the paddocks that we calved on – with winter active ryegrass and plantain.
- Sprayed out Californian thistles on N22 and N24 – didn't want to use round up so used grandstar instead, which means you need to leave it for 2 weeks if you want to plant with herbs.
- Calf milk is being taken from the vat on both sides. Whakapono 2800L for the week and Waiora 2100L for the week.
- Calves still on farm – another 90 have left the farm last week (after the previous 240 over the last few weeks) left the farm at 85kg or more. Calves go to the 2 graziers on a random basis as they come up to weight, but come back to their home farms at calving.

- Herd test done in late October – see results table above. Another one due to be done in mid-January