

Backtrack Dairies

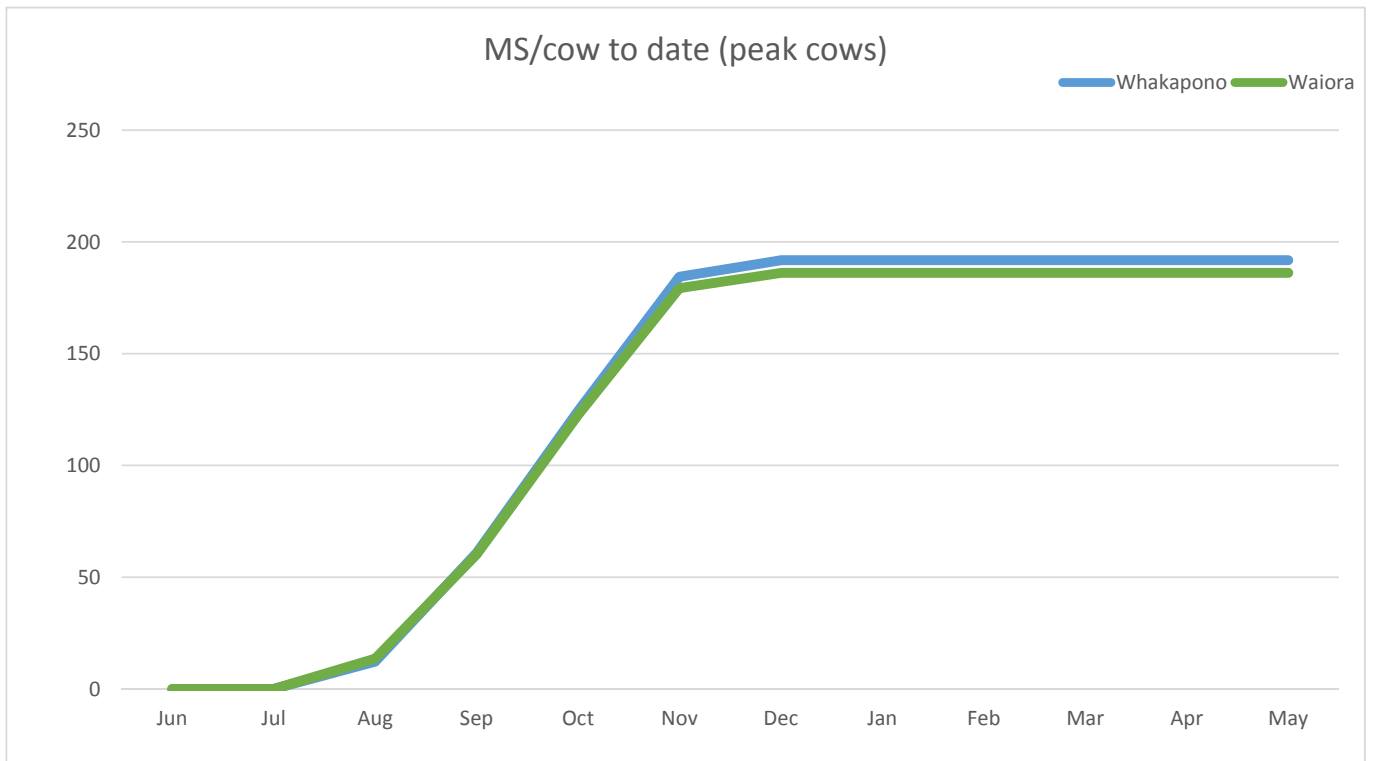
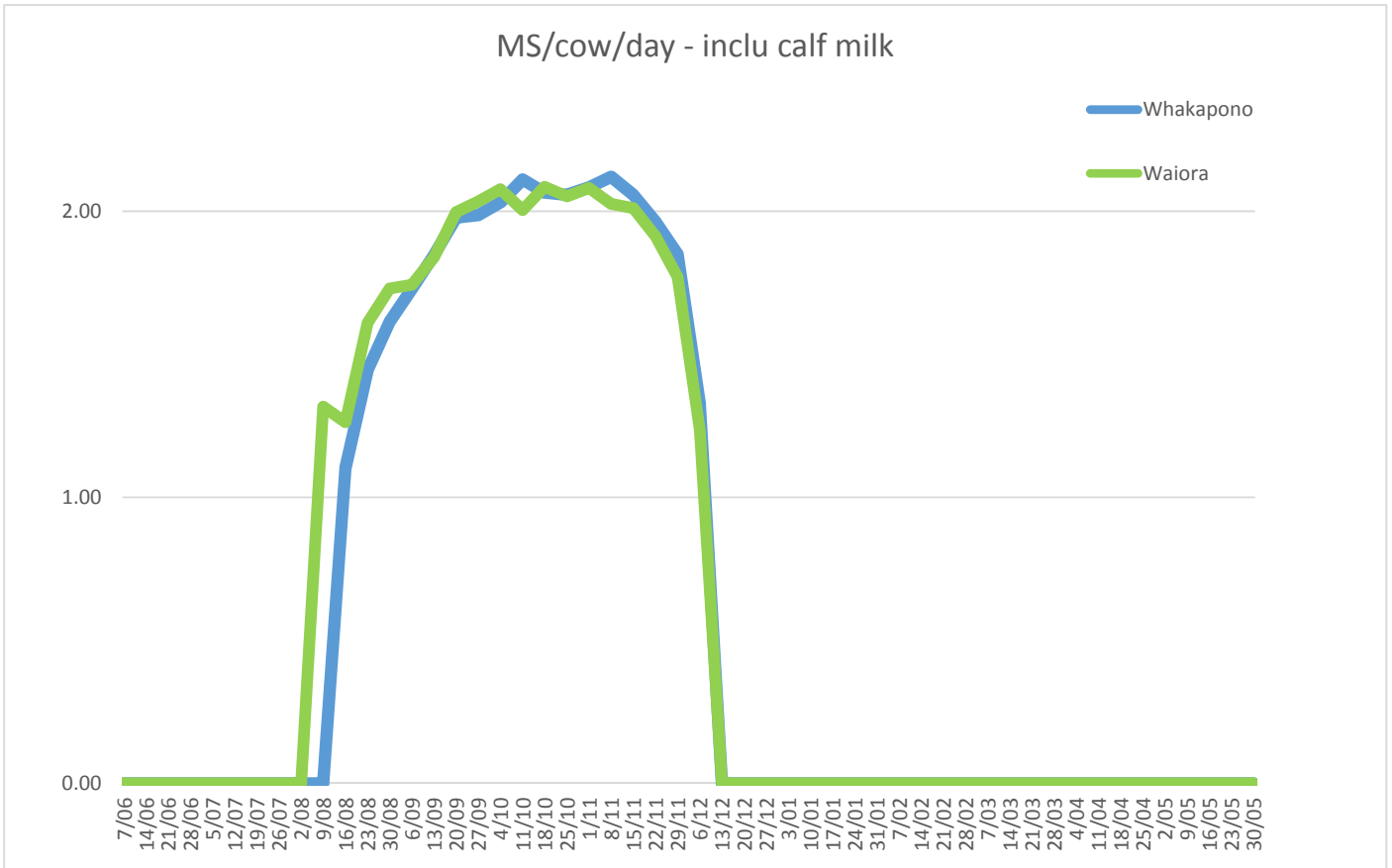
Week ending 29th November 2017

Backtrack Dairies

Two farming systems. One Kinsey-Albrecht (Whakapono) and one conventional (Waiora). Both farms have a stocking rate of 3.3 cows/ha at peak.

Week Ending	22/11/17		29/11/17	
Backtrack Dairies	Whakapono	Waiora	Whakapono	Waiora
Farm grazing ha	155	210	155	210
Peak Cows	523	697	523	697
Stocking Rate (cows in milk/ha)	3.4	3.3	3.4	3.2
Cows in Milk	523	686	523	684
% of cows in Sick Herd	1.1	0.2	1.3	0.5
Cows in Vat	517	685	516	681
Ave. Pasture Cover	2497	2470	2591	2538
Ave. Pasture Growth	71	83	71	56
Area Grazed	8.29	12.79	6.46	7.53
Grazing Interval	19	21	19	21
Pasture Intake (est kgDM/cow)	21	23	17	15
Grass Silage Fed (kgDM/cow)	0.0	0.0	0.0	0.0
Grain/PKE Fed (kgDM/cow)	1.0	1.0	1.9	1.9
Total Fed KgDM/cow	22	24	19	17
Milk Solids (Kg/cow/day)(inclu calf milk)	1.96	1.91	1.85	1.77
MS/ha/day	6.29	6.03	5.93	5.61
Nitrogen applied (kg N/ha)	2	0	10	14
Rainfall (mm for week)	0	0	0	0
Irrigation applied (mm for week)	21	24	29	33
Soil Temperature at 9am	15	15	17	18
Soil Moisture (between 65-76%)	94	83	97	84
Cell count (000's)	107	114	113	121
Mastitis Cases (%)	0.2	0.0	0.4	0.1
Lameness Cases (%)	0.4	0.1	0.8	0.1
Body Condition Score				
Totals To Date				
Milk Solids to factory	81887	106596	88342	114881
Milk Solids inclu calf milk	88673	115353	95443	123827
MS/ha	526	505	568	545
MS/cow (peak cows)(inclu calf milk)	170	165	182	178
Nitrogen applied (kg N/ha)	71	83	71	83
Supplements Fed (kg/cow)	288	294	301	306
Deaths %	1.9	2.2	1.9	2.2
Culls %	1.1	1.3	1.1	1.3
Mastitis %				
Lameness %				

Production Graph



Mating

Timeframe of Mating	Dates
Planned Start of Mating	29 th October
Metri-checking & PG 1	22 nd November
PG 2	1 st December
Change to short gestation hereford	7 th December
AI Finished	16 th December
Bulls entered herd	16 th December
Bulls removed from herd	7 th January
Pregnancy Scanning 1	1 st February
Pregnancy Scanning 2	1 st March

The plan is to use kiwi cross for most cows and friesland straws over obvious jersey cows. The above dates are when everything is planned to happen. These dates will get updated as we get to them.

Animal Health

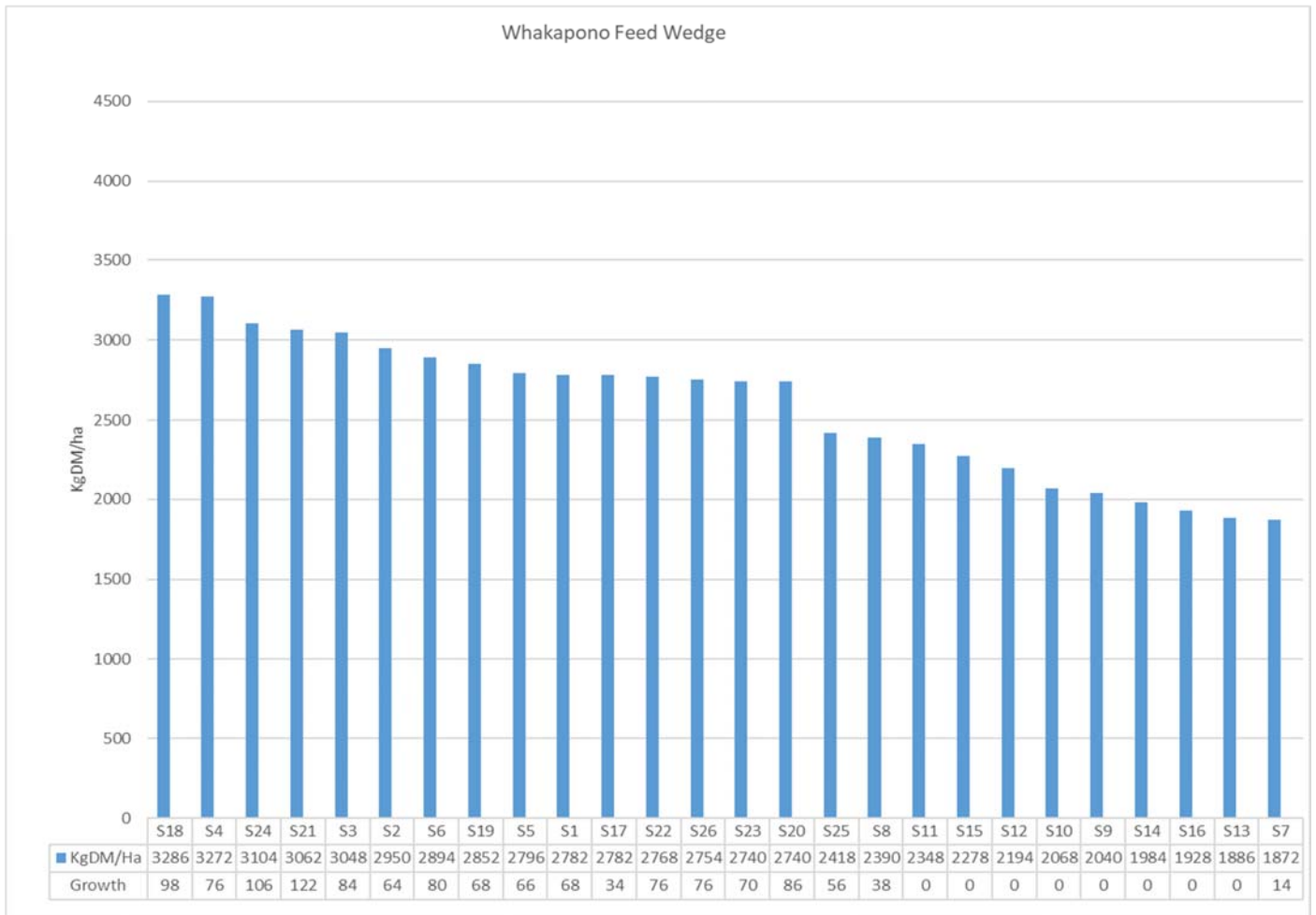
	Whakapono	Waiora
No of Mastitis Cows	2	1
No of Lamé Cows	4	1
Sick Herd %	0.5	0.2

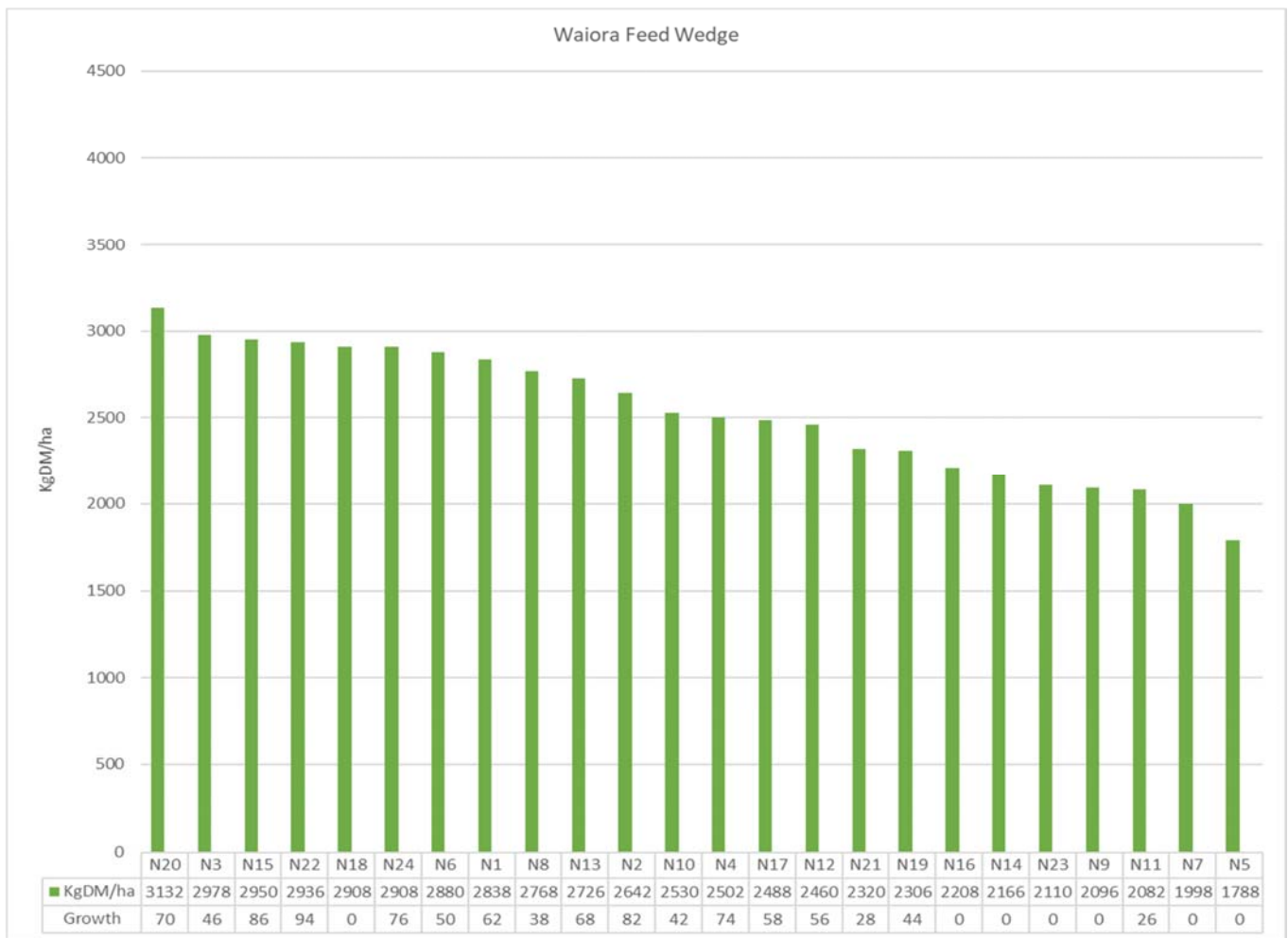
Pastures

Pasture Quality for this week

	Whakapono	Waiora
DM%	18	18
Ryegrass (%DM)	82	86
Clover (%DM)	11	12
Weeds (%DM)	4	2
Herbs (%DM)	3	0

Feed Wedges – 27th November





Fertiliser Applied

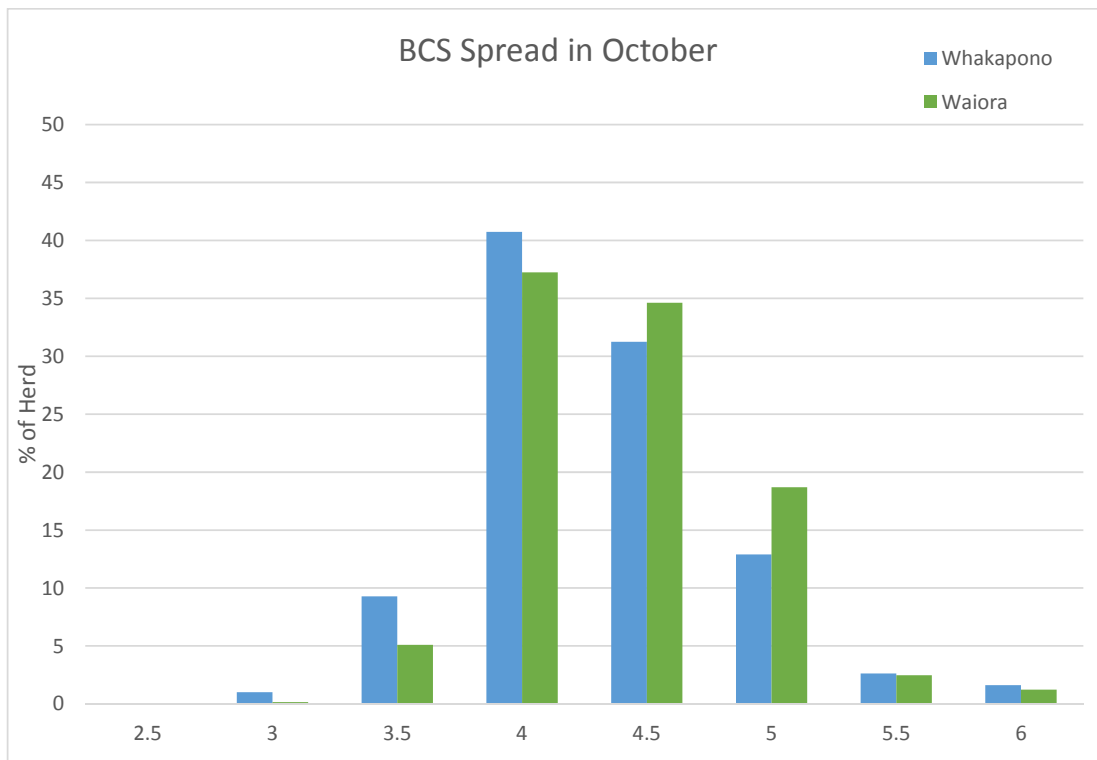
Whakapono – Healthy Soils

Month	N	P	K	S	Mg	Ca
August	9	0	0	11	0	0
September	18	0	0	20	0	0
October	13	19	28	52	0	115
November	22	14	37	56	0	87
December	5	0	5	7	0	0
Total to Date Applied	67	33	70	146	0	202

Waiora - Ballance

Month	N	P	K	S	Mg	Ca
August	27	0	0	14	0	2
September	13	0	0	7	0	1
October	18	9	9	12	7	22
November	21	11	11	14	8	27
December	4	0	0	0	0	0
Total to Date Applied	83	21	20	47	15	52

Cow Condition



Cows were assessed at the start of October. Average condition is 4.3 on Whakapono and 4.4 on Waiora. 10% of the herd on Whakapono was below CS 4.0 and there was 5% below CS 4.0 on Waiora.

Herd Test Results

Farm	No. of herds	Herd Size	Milk (L)	Milkfat (%)	Milkfat (kg)	Protein (%)	Protein (kg)	Milk Solids (kg)
Whakapono		438	27.6	4.25	1.17	3.92	1.08	2.25
Waiora		570	27.1	4.39	1.19	3.86	1.05	2.24
Canterbury	157	659	26.4	4.41	1.16	3.72	.98	2.15

Results are from the 9th and 10th of October.

Management Summary

- Rotation length at present is at 19-21 days.
- 2 paddocks on both sides have been harvested for silage last week. No DM results were taken. Waiora – 102 bales. Whakapono – 113 bales.
- Irrigation continues to keep up with dry period.
- Irrigation for k-lines and pivots as per moisture meter.
- Maintenance fertiliser being put on. Pasture mag 5 on Waiora at a rate of 401kg/ha. This includes 1kg/ha of selenium. Whakapono has put on annual fertiliser with nitrogen.
- The plan for fertiliser plan for this season is to have both farms put on no more than 100kg/ha of N for the season.
- Waiora is now going to exceed this as the first round of fertiliser has been put on with a different product than what was initially planned. Interestingly it did not lift the cover to above expected levels.
- To date the spend for Waiora has been \$90,377.30 = \$430/ha. There will also be more maintenance fertiliser go on in Autumn as we didn't want to put so much K on in one hit.
- And on Whakapono the spend has been \$80,840.51 = \$521.55/ha.
- We have been pre-mowing paddocks to keep on top of pasture quality.
- We have oversown all the paddocks that we calved on – with winter active ryegrass and plantain.
- Sprayed out Californian thistles on N22 and N24 – didn't want to use round up so used grandstar instead, which means you need to leave it for 2 weeks if you want to plant with herbs.
- Calf milk is being taken from the vat on both sides. Whakapono 4200L for the week and Waiora 6500L for the week.
- Calves still on farm – another 80 have left the farm this week (after the first 80 last week) left the farm at 85kg or more. Calves go to the 2 graziers on a random basis as they come up to weight, but come back to their home farms at calving.
- Herd test done in late October – see results table above. Another one due to be done in December?