

Backtrack Dairies

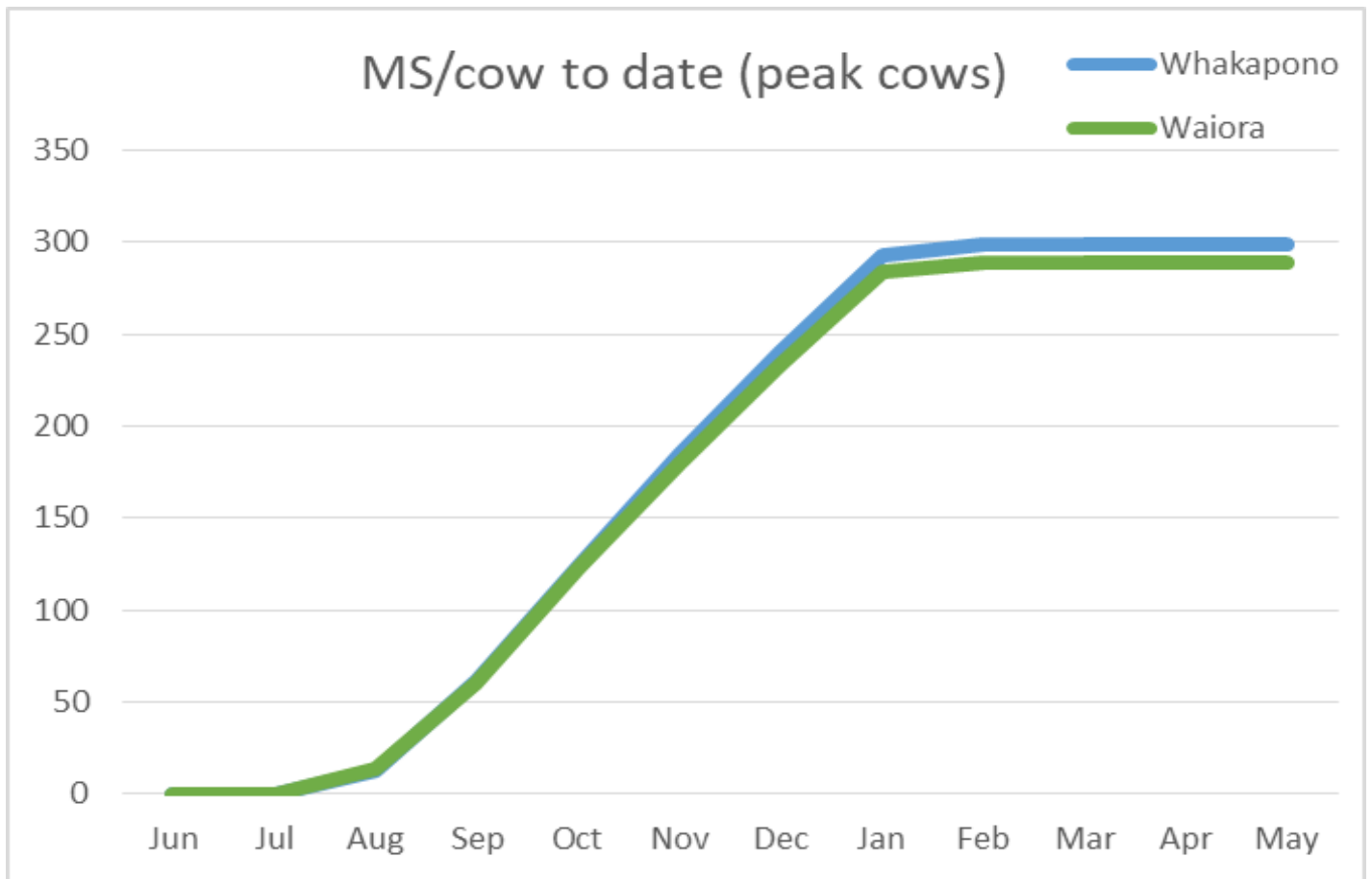
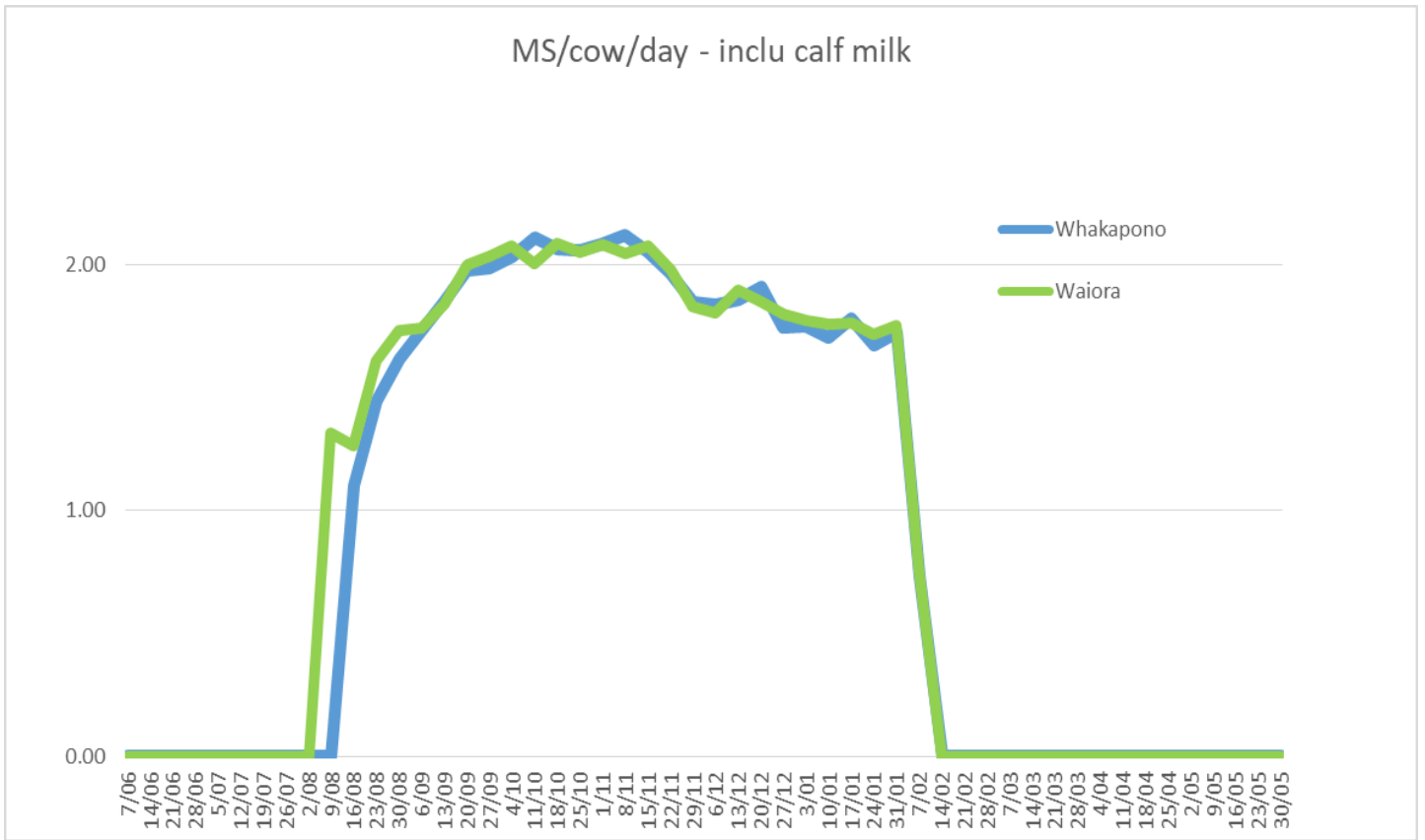
Week ending 7th February 2018

Backtrack Dairies

Two farming systems. One Kinsey-Albrecht (Whakapono) and one conventional (Waiora). Both farms have a stocking rate of 3.3 cows/ha at peak.

Week Ending	31/01/17		7/02/18	
Backtrack Dairies	Whakapono	Waiora	Whakapono	Waiora
Farm grazing ha	155	210	155	210
Peak Cows	523	697	523	697
Stocking Rate (cows in milk/ha)	3.3	3.2	3.3	3.2
Cows in Milk	516	675	514	674
% of cows in Sick Herd	0.5	0.5	1.1	0.4
Cows in Vat	513	672	509	672
Ave. Pasture Cover	2440	2550	2404	2589
Ave. Pasture Growth	57	54	66	67
Area Grazed	7.87	10.13	6.92	7.62
Grazing Interval	20	21	22	22
Pasture Intake (est kgDM/cow)	22	21	20	20
Grass Silage Fed (kgDM/cow)	0.0	0.0	0.0	0.0
Grain/PKE Fed (kgDM/cow)	1.0	1.0	1.0	1.0
Total Fed KgDM/cow	23	22	21	21
Milk Solids (Kg/cow/day)(inclu calf milk)	1.72	1.70	1.75	1.74
MS/ha/day	5.71	5.44	5.79	5.56
Nitrogen applied (kg N/ha)	11	11	0	0
Rainfall (mm for week)	2	2	0	0
Irrigation applied (mm for week)	29	32	1	1
Soil Temperature at 9am	21	22	17	18
Soil Moisture (between 65-76%)	93	85	101	85
Cell count (000's)	148	150	115	152
Mastitis Cases (%)	0.8	0.0	0.0	0.0
Lameness Cases (%)	0.0	0.3	0.4	0.1
Body Condition Score	4.4	4.4	4.4	4.4
Totals To Date				
Milk Solids to factory	145612	188617	151913	196821
Milk Solids inclu calf milk	153478	198130	159779	206334
MS/ha	936	894	977	933
MS/cow (peak cows)(inclu calf milk)	293	284	306	296
Nitrogen applied (kg N/ha)	95	108	95	108
Supplements Fed (kg/cow)	372	376	379	383
Deaths %	2.9	2.9	2.9	2.9
Culls %	1.7	2.2	2.1	2.4
Mastitis %	11.3	9.3	11.3	9.3
Lameness %	5	6	5	6

Production Graph



Mating

Timeframe of Mating	Dates
Planned Start of Mating	29 th October
Metri-checking & PG 1	22 nd November
PG 2	1 st December
Change to short gestation hereford	7 th December
AI Finished	16 th December
Bulls entered herd	16 th December
Bulls removed from herd	8 th January
Pregnancy Scanning 1	30 th January
Pregnancy Scanning 2	1 st March

The plan is to use kiwi cross for most cows and friesland straws over obvious jersey cows. The above dates are when everything is planned to happen. These dates will get updated as we get to them.

Animal Health

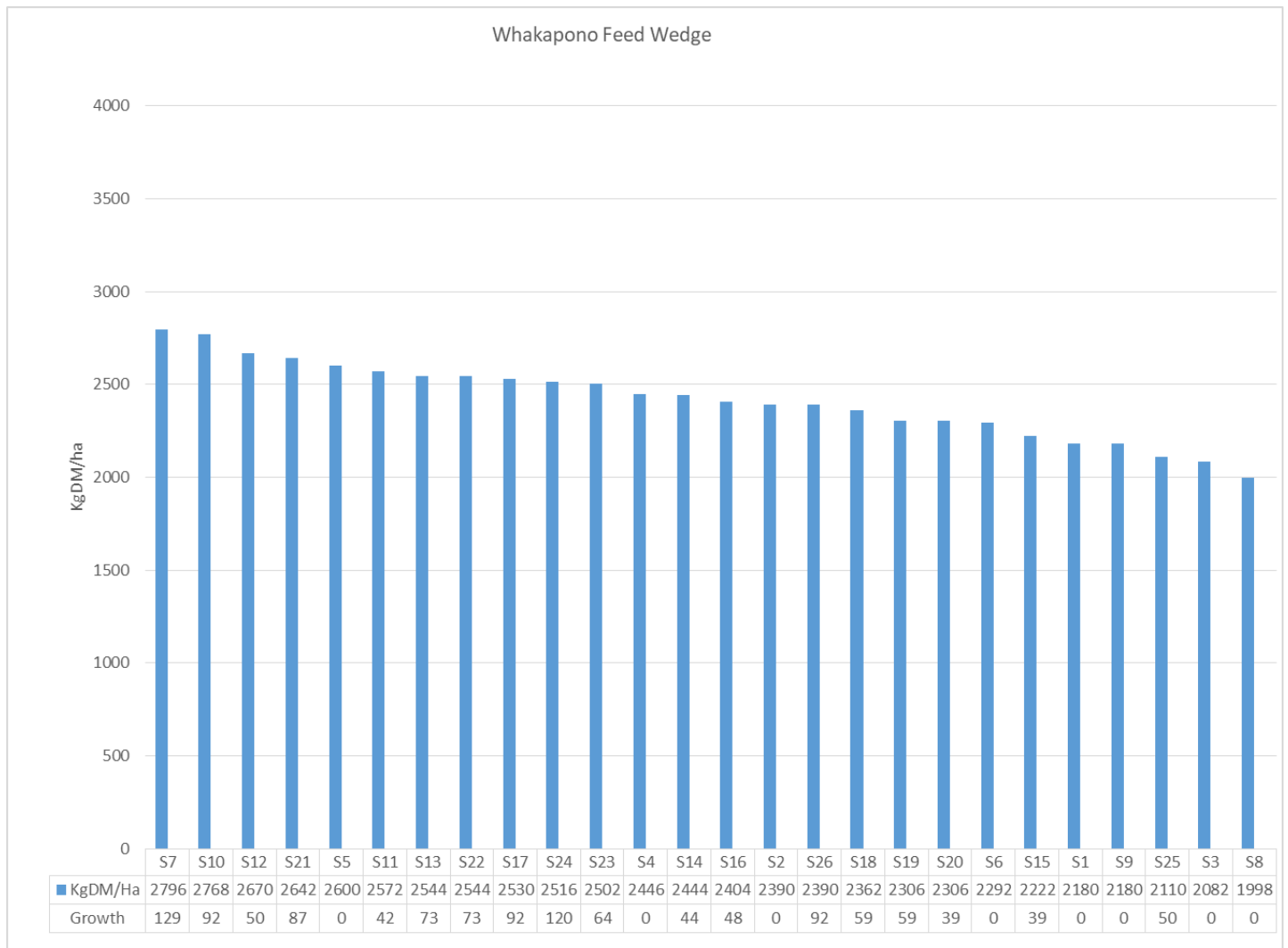
	Whakapono	Waiora
No of Mastitis Cows	0	0
No of Lameness Cows	2	1
% of Mastitis to date	12	9
% of Lameness to date	5	6

Pastures

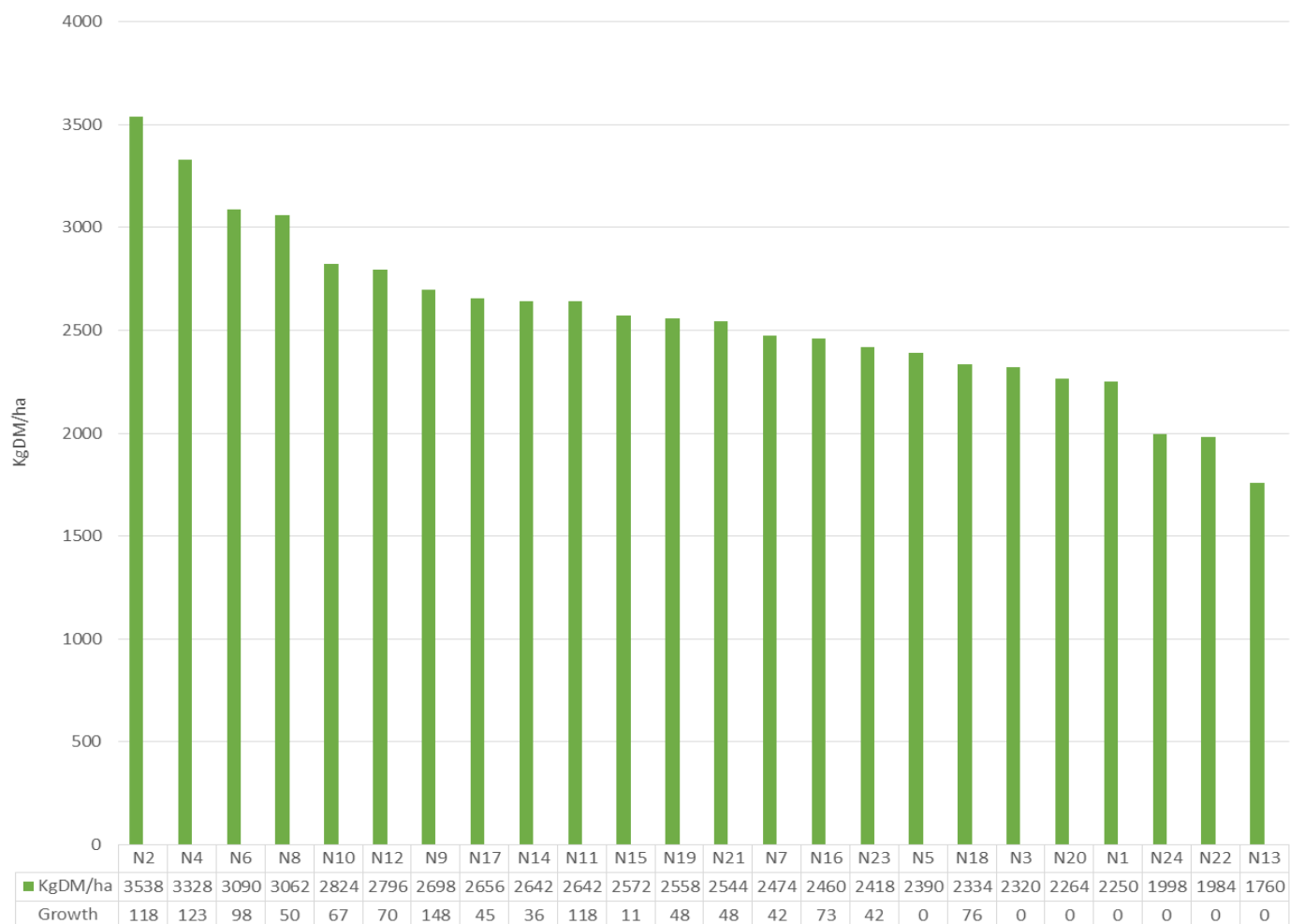
Pasture Quality for this week

	Whakapono	Waiora
DM%	19	20
Ryegrass (%DM)	80	78
Clover (%DM)	18	21
Weeds (%DM)	0	2
Herbs (%DM)	2	0

Feed Wedges – 5th February



Waiora Feed Wedge



Fertiliser Applied

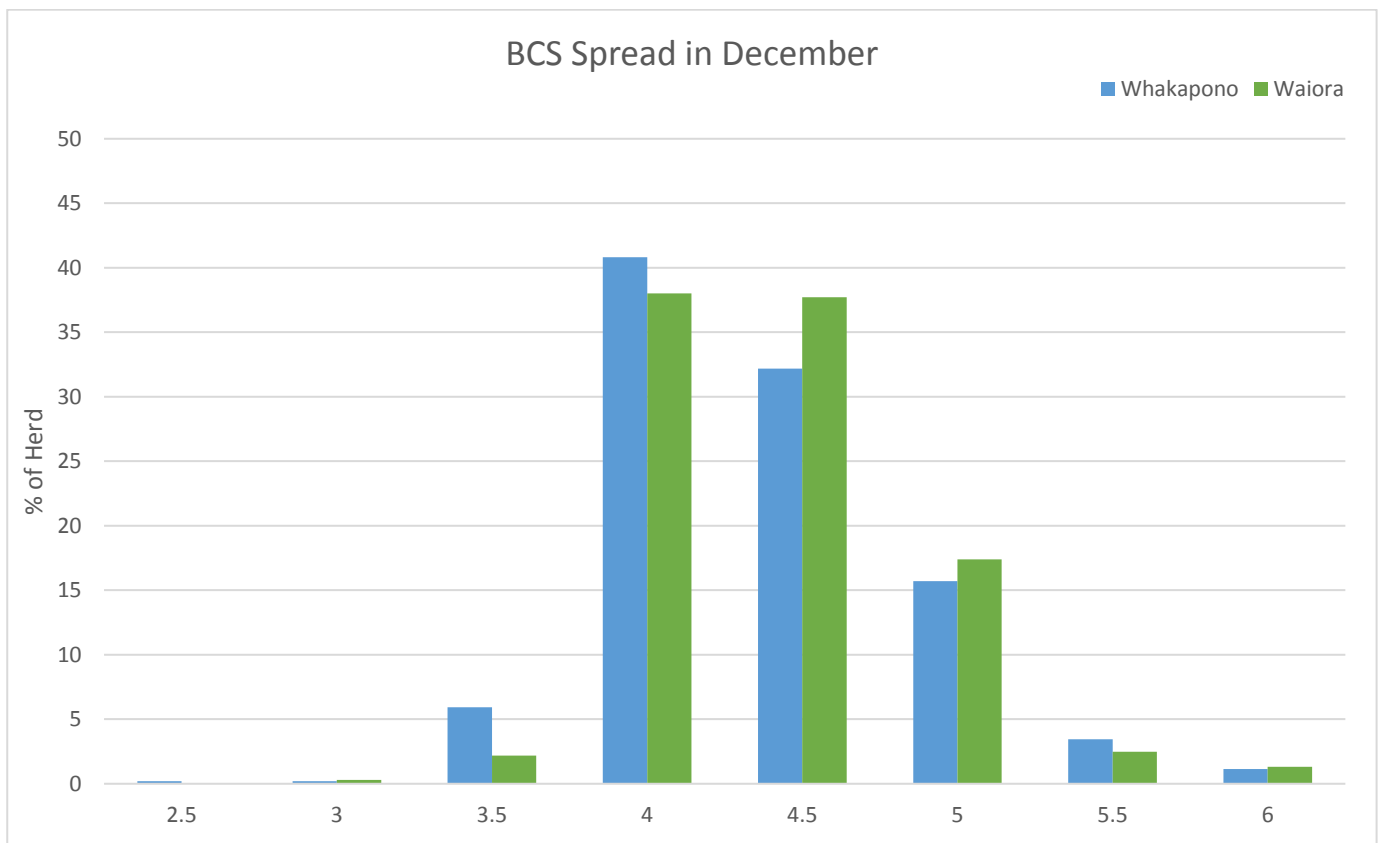
Whakapono – Healthy Soils

Month	N	P	K	S	Mg	Ca
August	11	0	0	11	0	0
September	20	0	0	20	0	0
October	13	19	28	52	0	115
November	22	14	37	56	0	87
December	9	0	10	13	0	0
January	21	0	0	24	0	0
Total to Date Applied	95	33	75	176	0	202

Waiora - Ballance

Month	N	P	K	S	Mg	Ca
August	27	0	0	14	0	2
September	13	0	0	7	0	1
October	18	9	9	12	7	22
November	19	11	23	14	8	27
December	8	0	8	0	0	0
January	23	0	0	0	0	0
Total to Date Applied	108	21	40	47	15	52

Cow Condition



Cows were assessed at the start of December. Average condition is has slightly improved on Whakapono to 4.4 and remained the same on Waiora at 4.4. 6% of the herd on Whakapono was below CS 4.0 and there was 2% below CS 4.0 on Waiora. So for both farms an improvement in the bottom end. Both farms tracking along well.

Herd Test Results

Farm	No. of herds	Herd Size	Milk (L)	Milkfat (%)	Milkfat (kg)	Protein (%)	Protein (kg)	Milk Solids (kg)
Whakapono		446	21.3	4.80	1.02	4.19	0.89	1.91
Waiora		586	21.2	5.04	1.07	4.21	0.89	1.96
Canterbury	35	677	20.9	4.59	0.96	3.86	0.81	1.77

Results are from the 11th and 12th of January.

Management Summary

- Rotation length at present is at 20-22 days.
- Irrigation continues to keep up with dry period.
- Irrigation for k-lines and pivots as per moisture meter.
- No rain this week. Hot days.
- Maintenance fertiliser being put on. Pasturemag 5K on Waiora at a rate of 401kg/ha. This includes 1kg/ha of selenium. Whakapono has put on annual fertiliser with nitrogen.
- The plan for fertiliser plan for this season is to have both farms put on no more than 100kg/ha of N for the season.
- Waiora is now going to exceed this as the first round of fertiliser has been put on with a different product than what was initially planned. Interestingly it did not lift the cover to above expected levels.
- To date the spend for Waiora has been \$90,377.30 = \$430/ha. There will also be more maintenance fertiliser go on in Autumn as we didn't want to put so much K on in one hit.
- And on Whakapono the spend has been \$80,840.51 = \$521.55/ha.
- We have been pre-mowing paddocks to keep on top of pasture quality. All of Waiora has been mown and nearly all of Whakapono apart from 2 paddocks has been mown. Ironically the silage paddocks need to be done again.
- We have oversown all the paddocks that we calved on – with winter active ryegrass and plantain.
- Only 20 odd bulls and Hereford calves left on farm.
- Herd test done – see results table above.
- Had first scan for mating – Waiora 677 scanned – early 444 late 135 total to recheck 98 – 14.5% to recheck. Whakapono 516 scanned – early 347 late 108 total to recheck 61 – 12% to recheck.
-