

Backtrack Dairies

June and July 2016

Backtrack Dairies

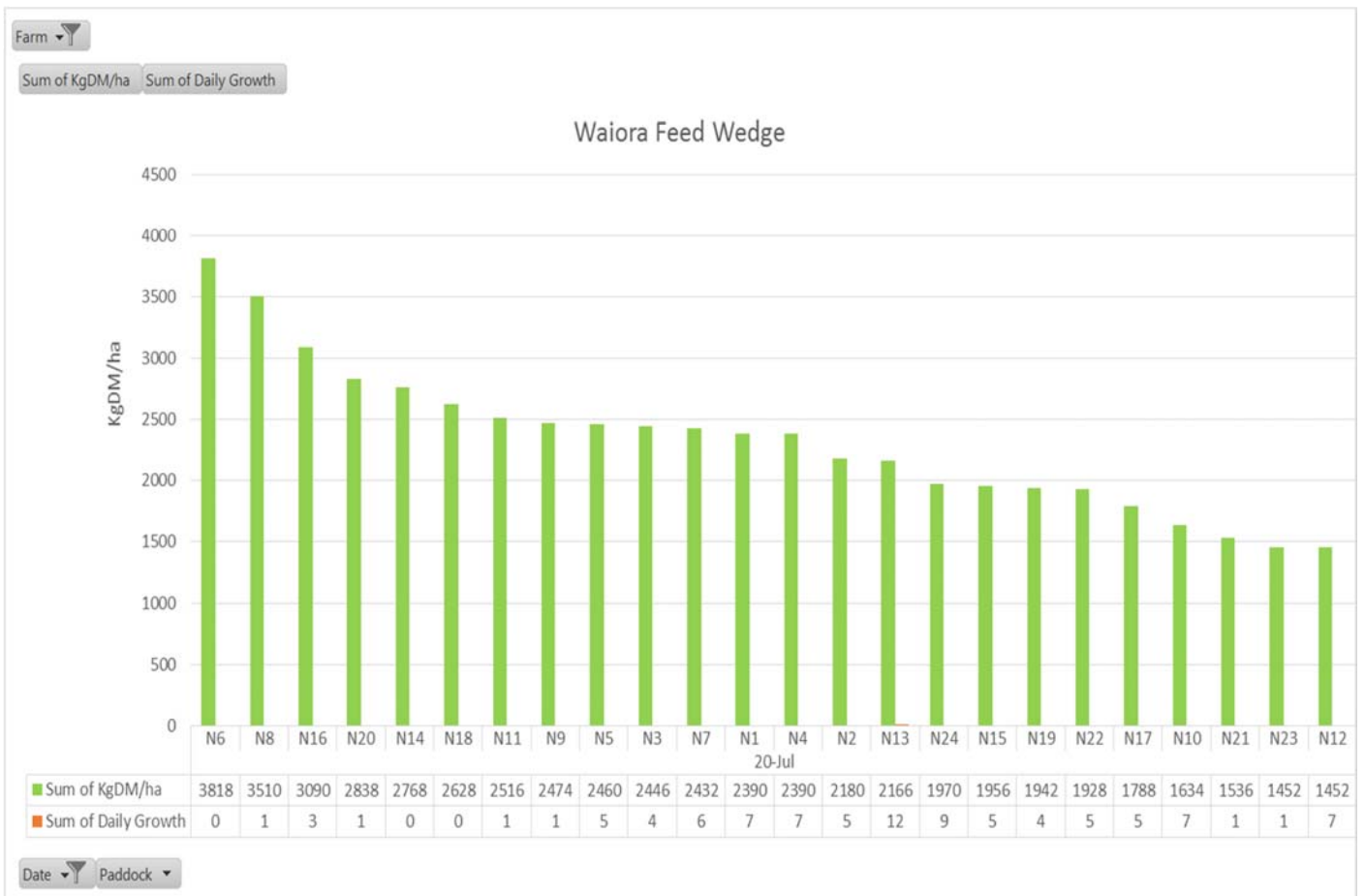
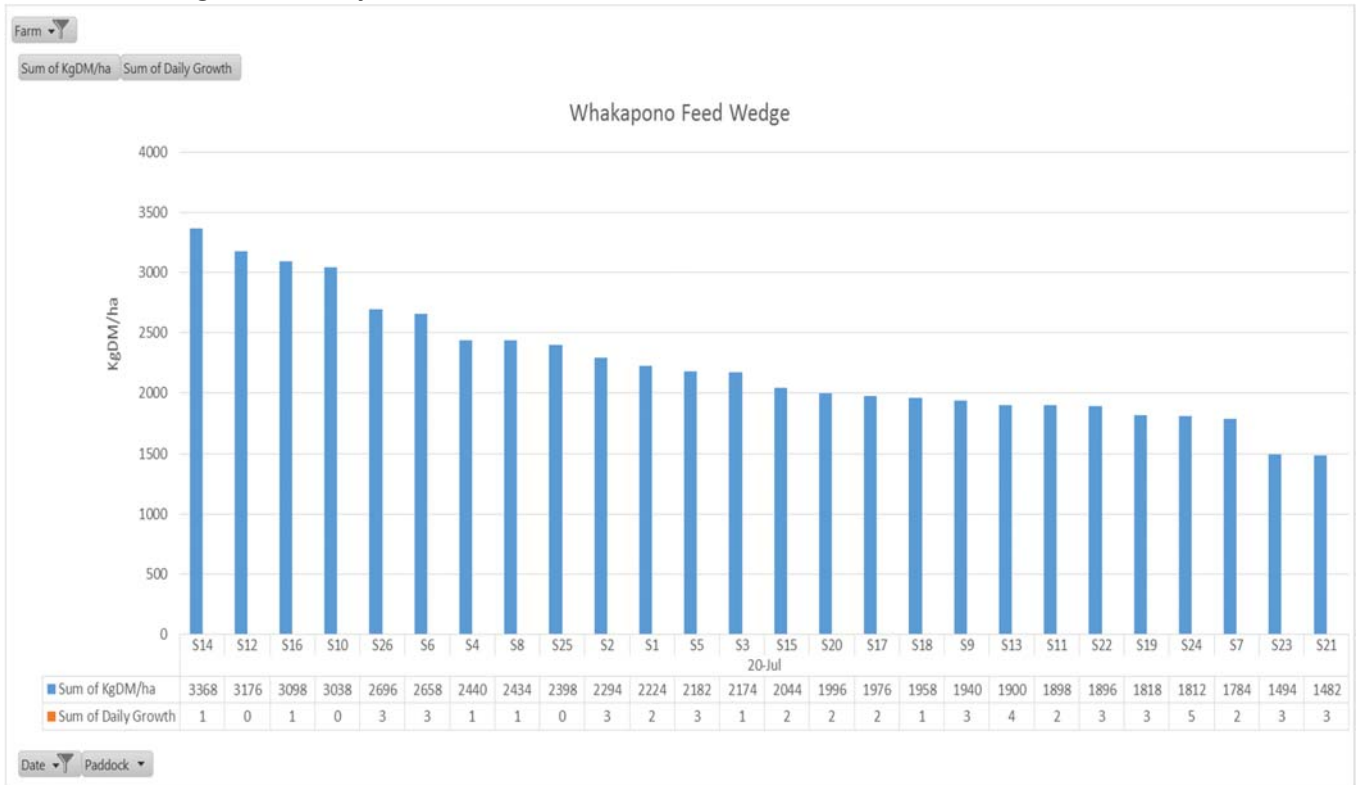
Two farming systems. One biological (Whakapono) and one conventional (Waiora). Both farms have a stocking rate of 3.1 cows/ha at peak.

	Whakapono June	Waiora June	Whakapono July	Waiora July
Effective Area	155	210	155	210
Stocking Rate	3.1	3.1	3.1	3.1
Peak Cows	478	647	478	647
Treatment	Kinsey-Albrecht	Conventional	Kinsey-Albrecht	Conventional
Total MS/ha to date	15	18	15	18
Total MS/cow to date	5	6	5	6
Somatic Cell Count (000's)	273	257	0	0
Pasture Cover	2117	2211	2284	2374
Growth Rate	9	10	2	4
Total N Applied	0	0	0	0
Pasture Grown to date (T DM)	0.3	0.3	0.3	0.3
Supplements Offered (kgDM/cow) for Milkers	0	0	0	0
Supplements made on farm (kgDM/cow)	0	0	0	0
Irrigation applied	0	0	0	0
Rainfall	51	51	19	19
Deaths %	0	0	0	0
Culls %	1	0.5	0	0
Mastitis %	0.8	0.2	0.4	0.2
Lameness %	1.5	2.6	0.4	0.9

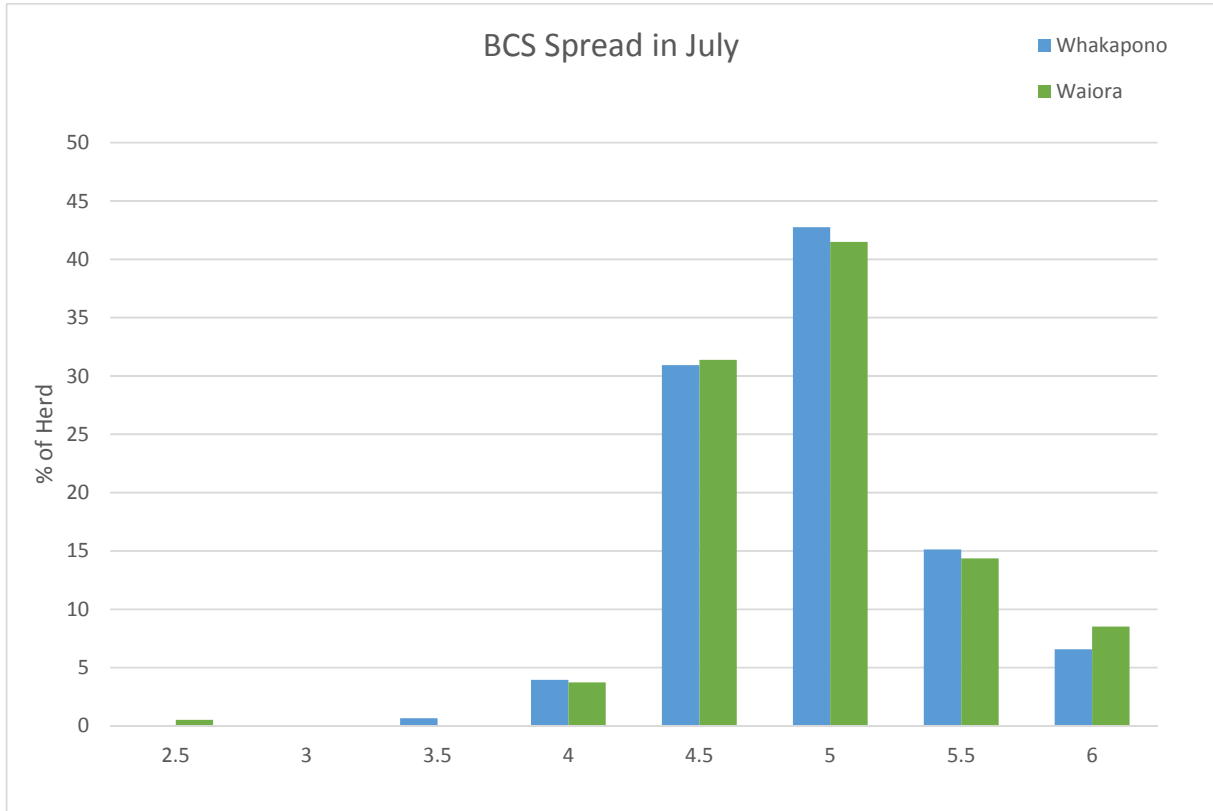
Summary

- Winter has gone extremely well with all targets basically met as far as cow condition and pasture covers mainly due to a kind winter and good feed utilisation.
- Light/Young cows were opened up on pasture and oats with baleage dropped out to increase rate of CS gain but also to get back to next door farm which had an excess of kale so cows were quickly transitioned onto this for the last three weeks in July and fed oat silage also which needed to be consumed before it deteriorated further. Won't use it again.
- So had a reserve of 120 bales of pasture baleage and 140 bales Lucerne silage were purchased from next door for summer feed buffer and in case of snow.
- Still have 320 tonnes of pit silage remaining and started feeding last of south stack (80tDM) at 2kg on top of normal diet to lights and fats to allow for calf growth and as a way to start getting MgOxide into them three weeks pre calving at a rate of 60 gms per cow per day.
- Pasture covers have grown 300 over the last 50 days so an average rate of 6kgDM/ha/day.
- Dry matters may be higher due to fine dry weather.
- Average condition for Whakapono was 4.94 towards the end of July. There was 5% of the herd below CS 4.5.
- Average condition for Waiora was 4.95 and there was 45 of the herd below CS 4.5.
- All set for calving.

Feed Wedges – 20th July 2016



Cow Condition



Spread is quite tight, with the largest proportion of the herd at CS 5.0. This assessment also included heifers. A few cows not quite reaching target on both farms. But there are also empty cows included in this assessment.