

# From The Ground Up





	Waipara	Whakapono
Effective Area	210	155
Stocking Rate	3.3	3.6
Peak Cows	690	506
Treatment	Conventional	Biological



Agricultural Consulting Services  
 201 Smithfield Road, RD 2, Ashburton  
 T: 03 3088208  
 E: office@agconsulting.co.nz  
 www.agconsulting.co.nz

#### Legend

fences  
 buildings  
 H houses

K line  
 water troughs  
 tanker track

○ pivot point  
 ⊕ BCI turnball  
 effluent

D dairyshed

Drawn By: T Kingsbury  
 File: ACS 279  
 Date: 31.10.2012

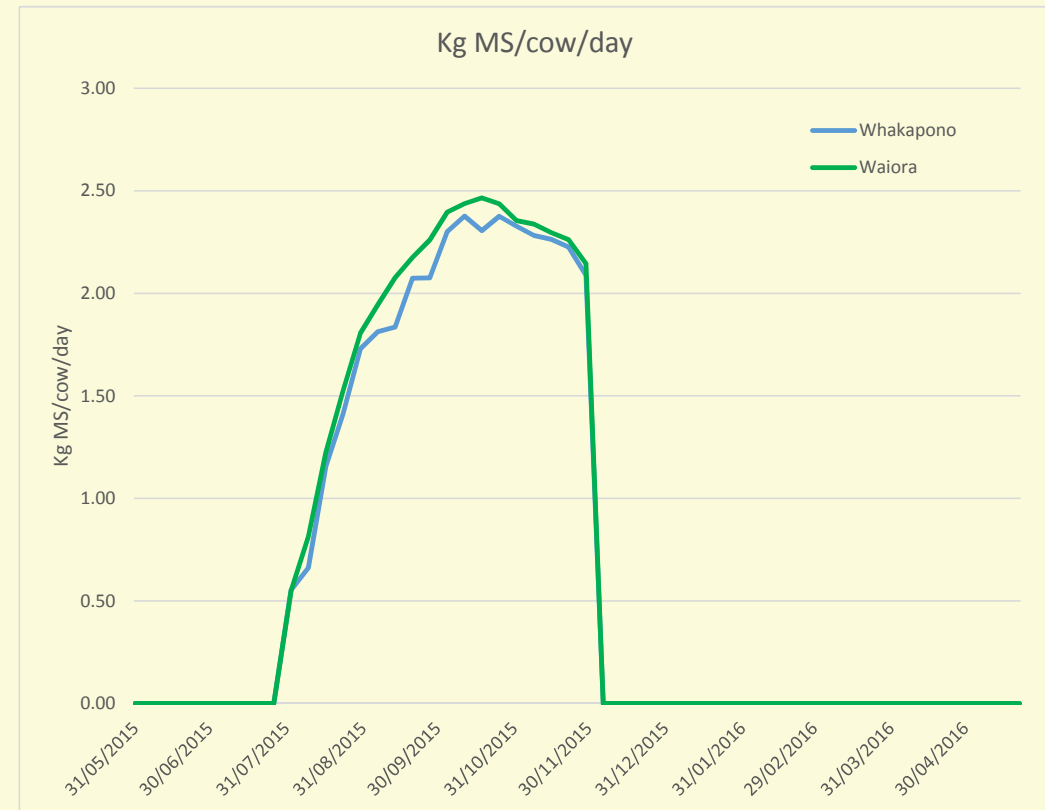
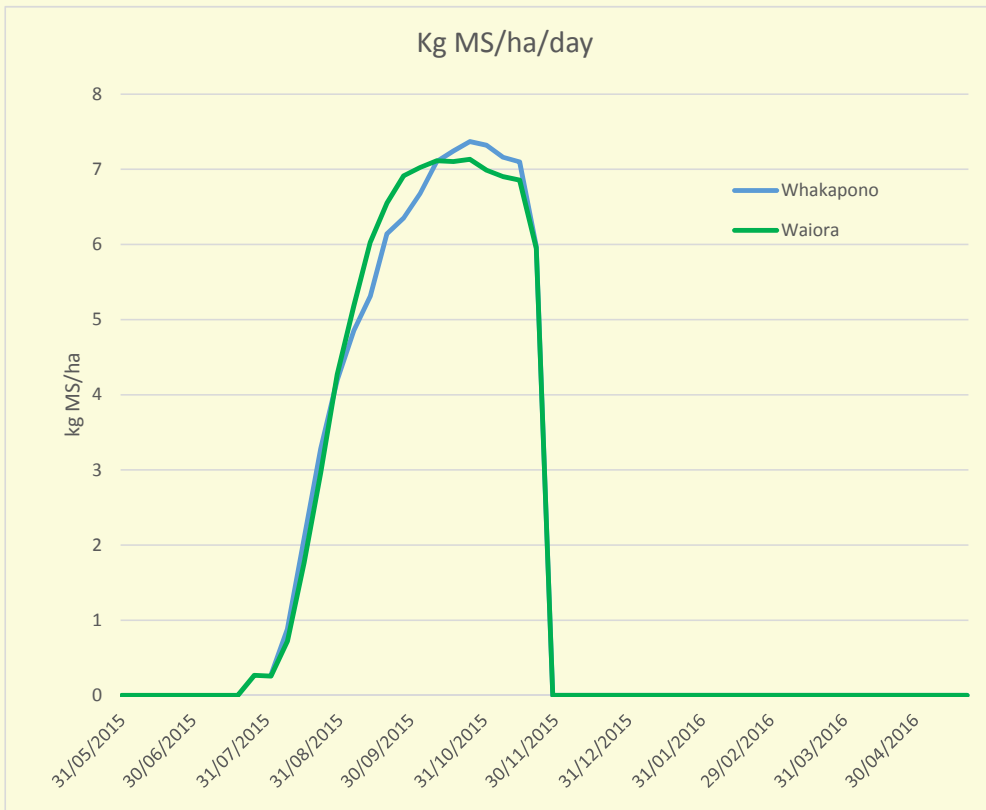
# Summary of Performance

	Whakapono	Waiora
Peak Cows	506	690
Total kg MS to Factory	106,114	145,957
MS/cow	217	223
MS/ha	692	697
Total Nitrogen Applied to date	52	53
Total Supplement Fed to date (kg DM/cow)	419	401
Herd Ave CS –Dec 15	4.39	4.45
% of Herd below CS 4.0	8%	8%
Average Pasture Cover	2592	2770
Average Pasture Growth	51	56
Pasture Grown to date	5758	5762



Soil nutrient management in dairy farming systems

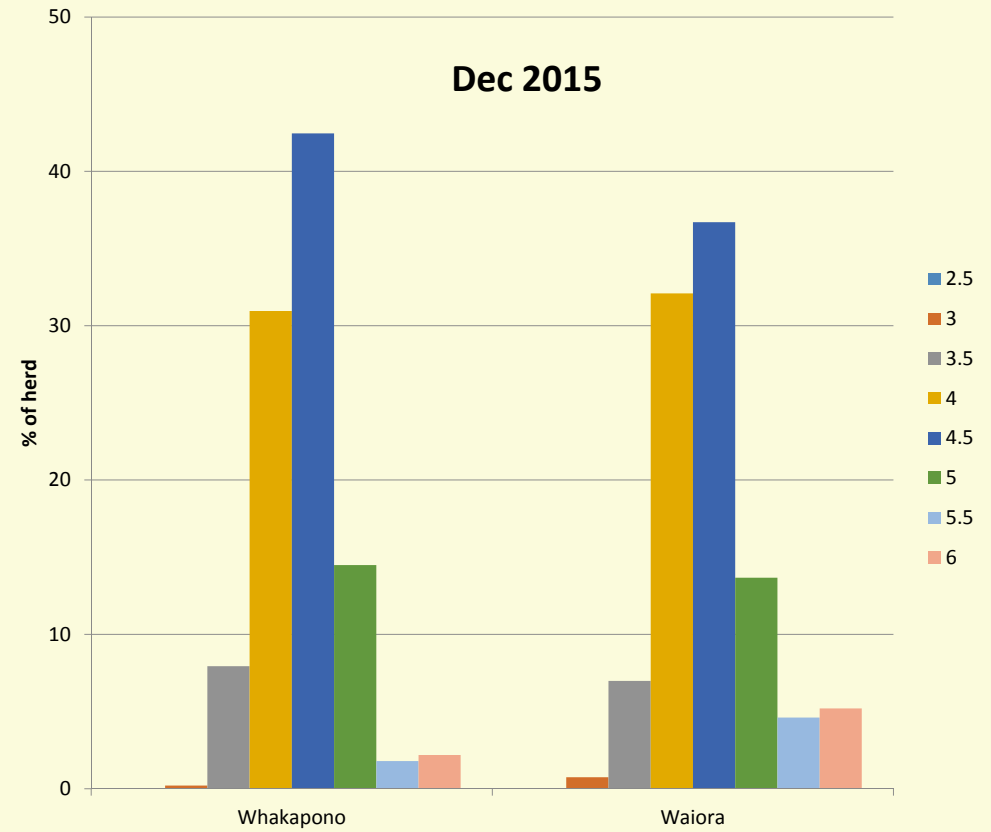
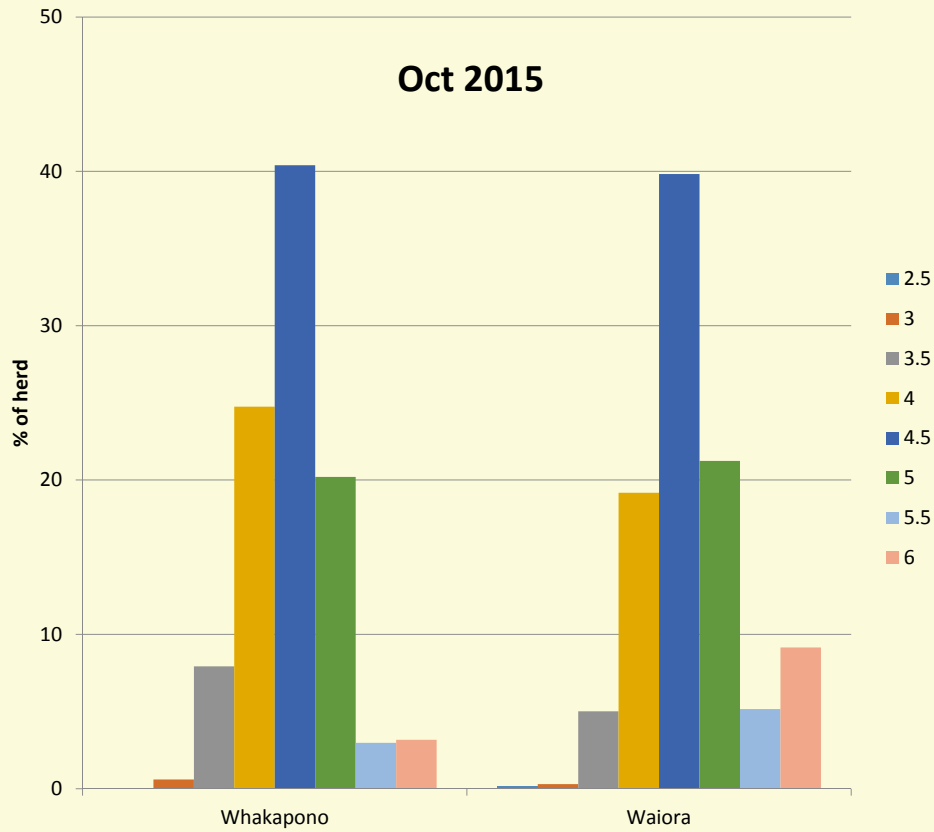
# Milk Production 2015/2016



Soil nutrient management in dairy farming systems



# Cow Condition



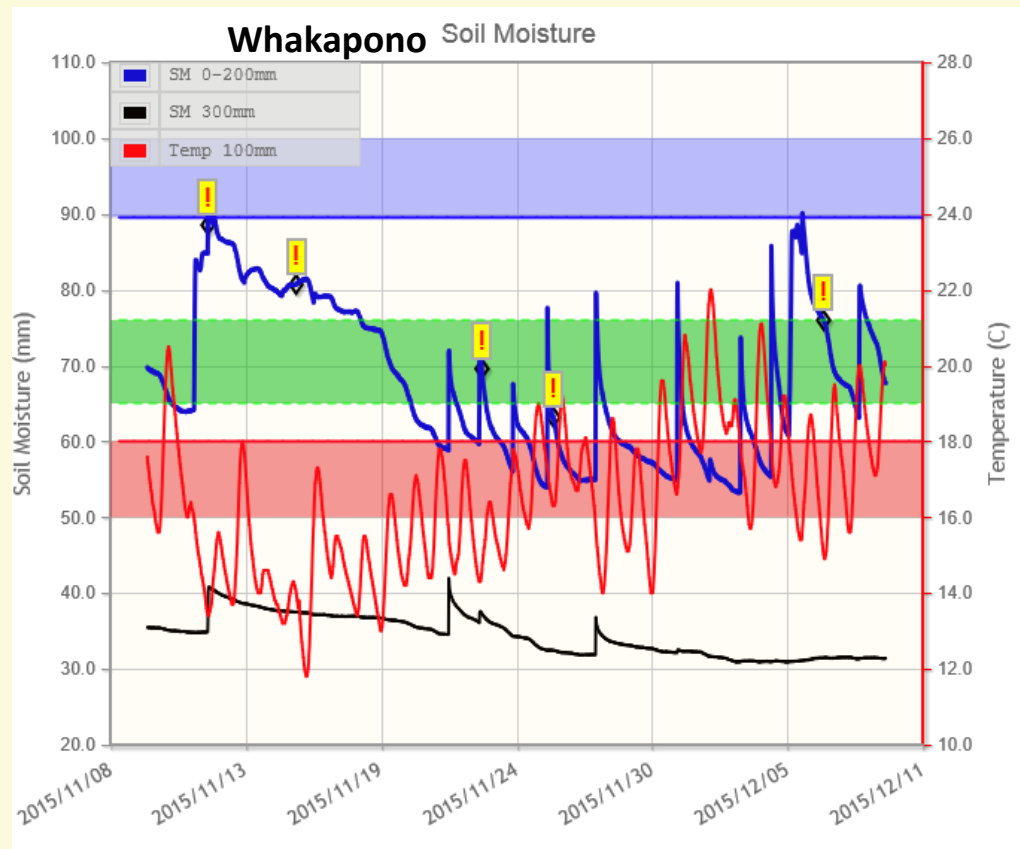
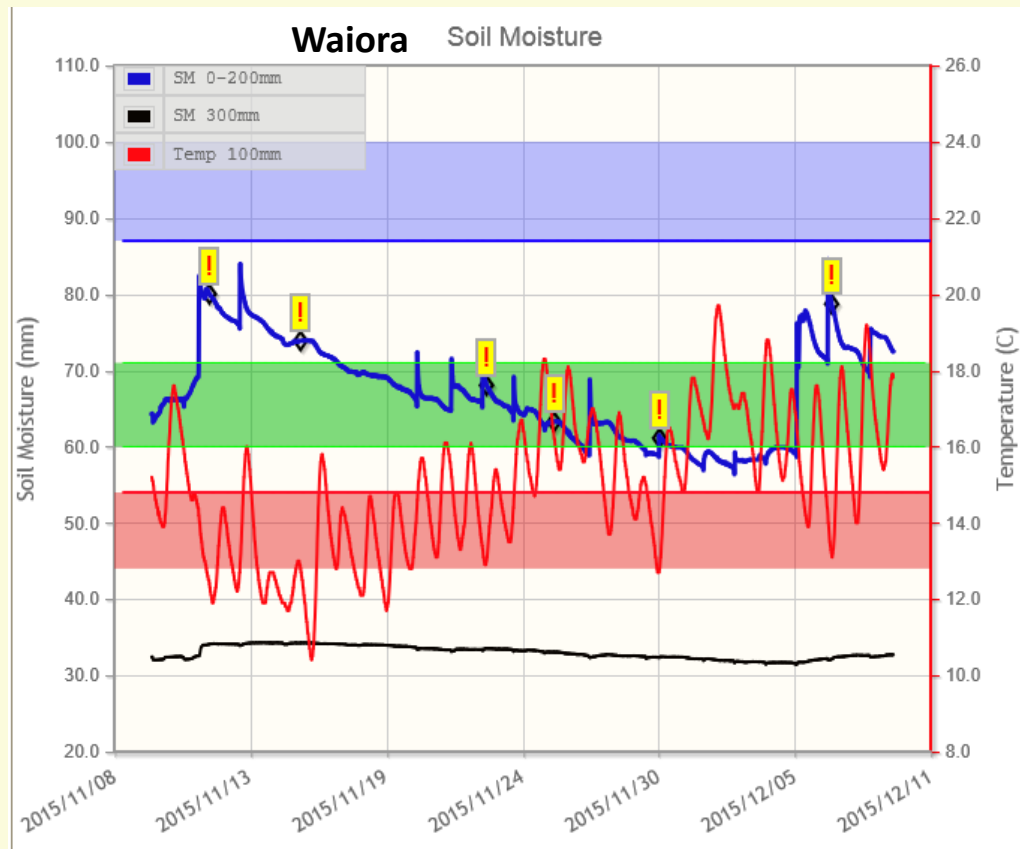
Soil nutrient management in dairy farming systems

# Animal Health

	Whakapono	Waiora
Mastitis Cows	8% (41 cows)	8% (53 cows)
Lame Cows	4% (22 cows)	4.5% (31 cows)
Metricured	1 cow	0 cows
Somatic Cell Count (average for season to date)	125,000	158,000

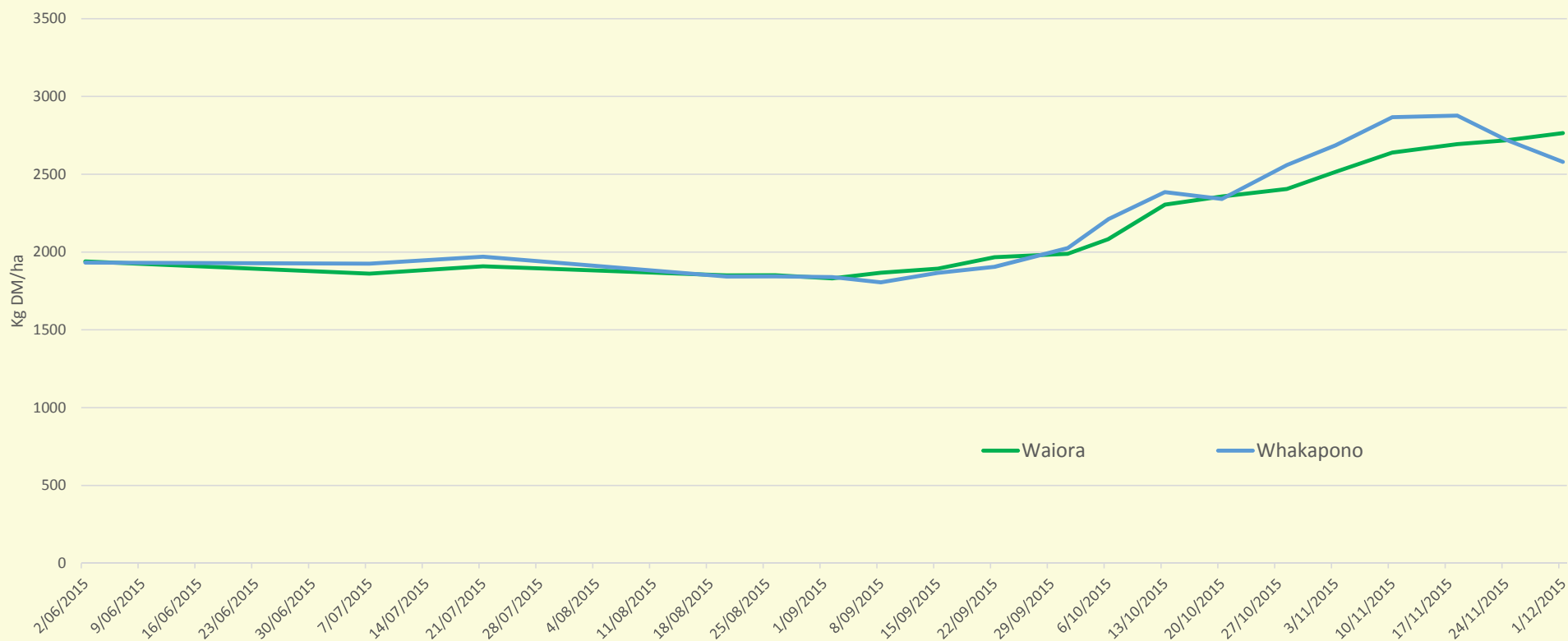
Soil nutrient management in dairy farming systems

# Pasture Growing Conditions



Soil nutrient management in dairy farming systems

# Pasture Cover



Soil nutrient management in dairy farming systems



## Average Pasture Quality for Season

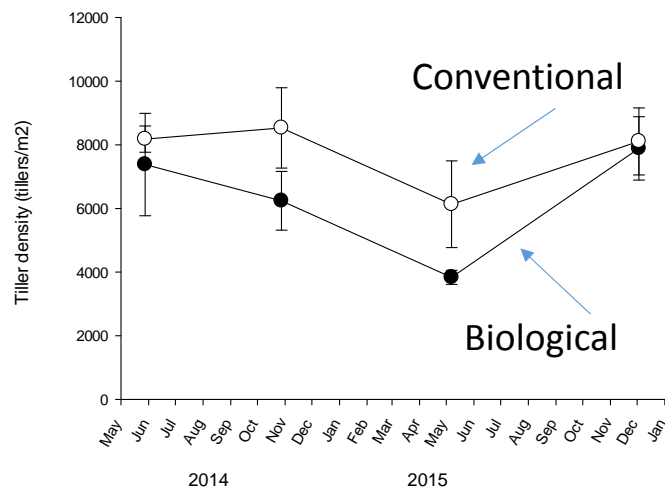
Ave for Season	Whakapono	Waiora
DM %	21	21
ME %	12.5	12
Protein %	23	23
NDF %	35	39
Soluble Sugars %	12.5	14



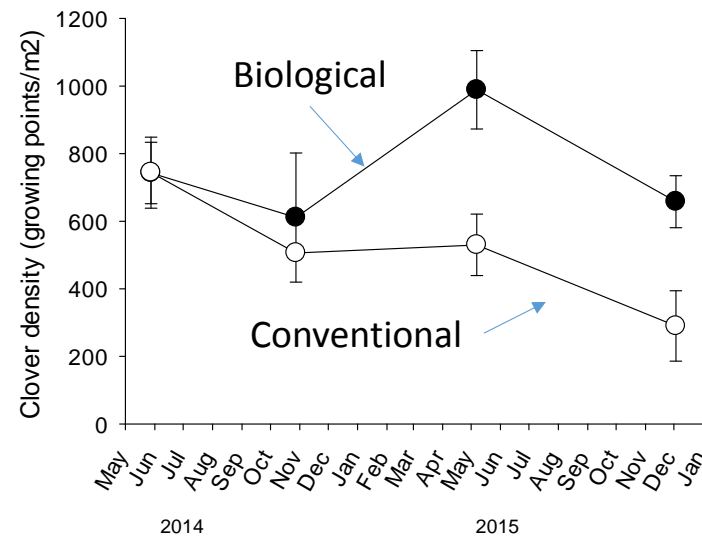
Soil nutrient management in dairy farming systems

# Density of grass and clover

- Tiller density

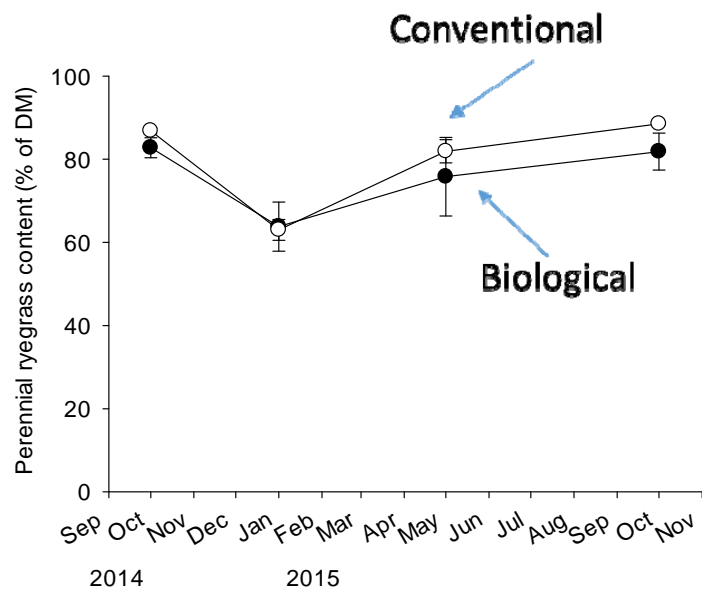


- Clover density

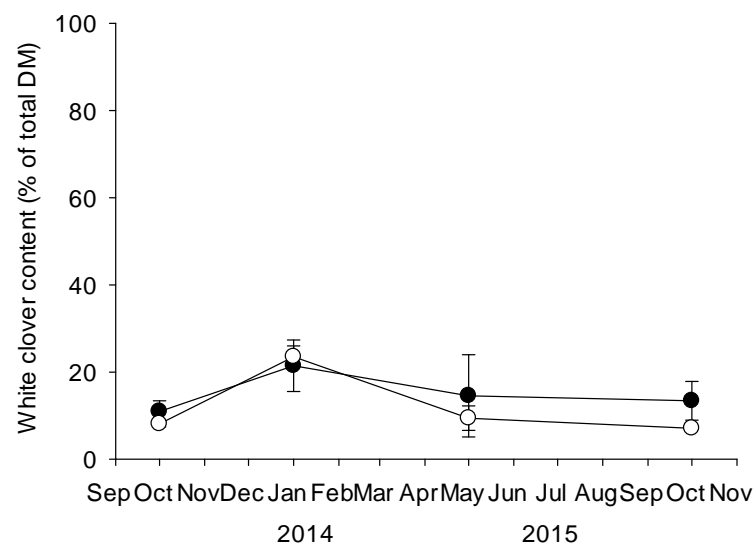


# Botanical composition

- Ryegrass content

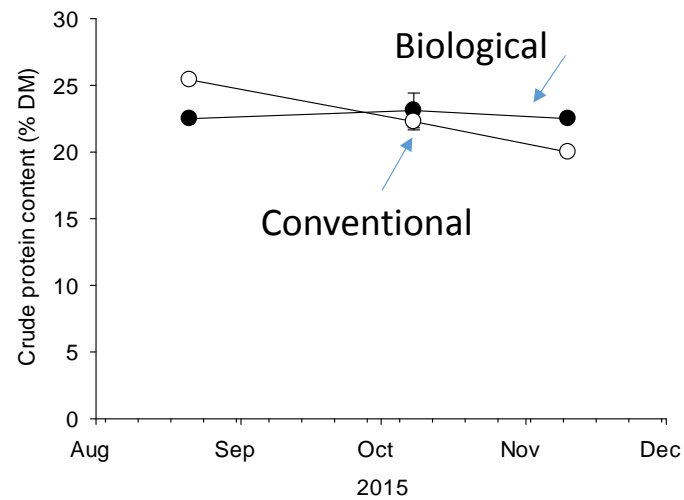


- Clover content

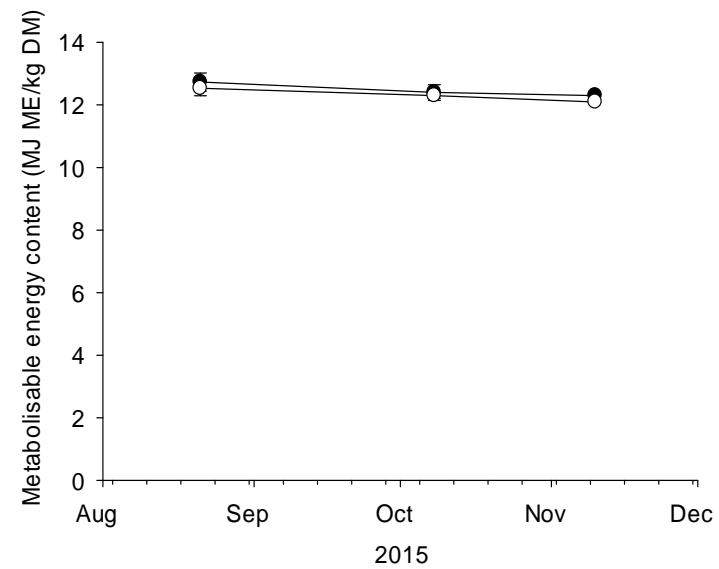


# Nutritive value

- CP content



- ME content



# Soil Tests

Soils Test – Hills Laboratory	Whakapono (Biological)	Waioira (Conventional)
pH	6.1	6.3
Olsen P (mg/l)	16.5	20.3
Sulphate Sulphur (mg/kg)	21.5	9.8
Potassium (MAF Units)	8.2	5.7
Calcium (MAF Units)	7.5	8.5
Magnesium (MAF Units)	24.8	14.6
Sodium (MAF Units)	3	3

Soil nutrient management in dairy farming systems

## Fertiliser Applied to Date

	Whakapono (Biological)	Whakapono Nitrogen (kgN/ha)	Waiora (Conventional)	Waiora Nitrogen (kgN/ha)
July	Sulphate of Ammonia (150kg/ha)	31.5 KgN/ha	SustaiN Ammo 30N (100kg/ha)	30 KgN/ha
	Magnesium Sulphate (25kg/ha)			
October	Sulphate of Ammonia (25kg/ha)	5.5 KgN/ha	Urea/Muriate of Potash Mix (100kg/ha)	23 KgN/ha
	DAP (75kg/ha)	14 KgN/ha	Serpentine Super (526kg/ha & 626kg/ha)	
	Pot Sulphate/KCL (25kg/ha)			
	Sulphur (10kg/ha)			

Soil nutrient management in dairy farming systems



# Fertiliser Plan for Rest of Season

	Whakapono (Biological)	Waiora (Conventional)
Jan/Feb	Sulphate of Ammonia (50kg/ha)	Urea/Muriate of Potash Mix (100kg/ha)
	Pot Sulphate/KCL (50kg/ha)	
	DAP (50kg/ha)	
	Sulphur (10kg/ha)	
	Boron (5kg/ha)	

Soil nutrient management in dairy farming systems

**Questions?**

Soil nutrient management in dairy farming systems