

Westland Monitor Farm Project

Weekly Update 20 July 2017

CO comment

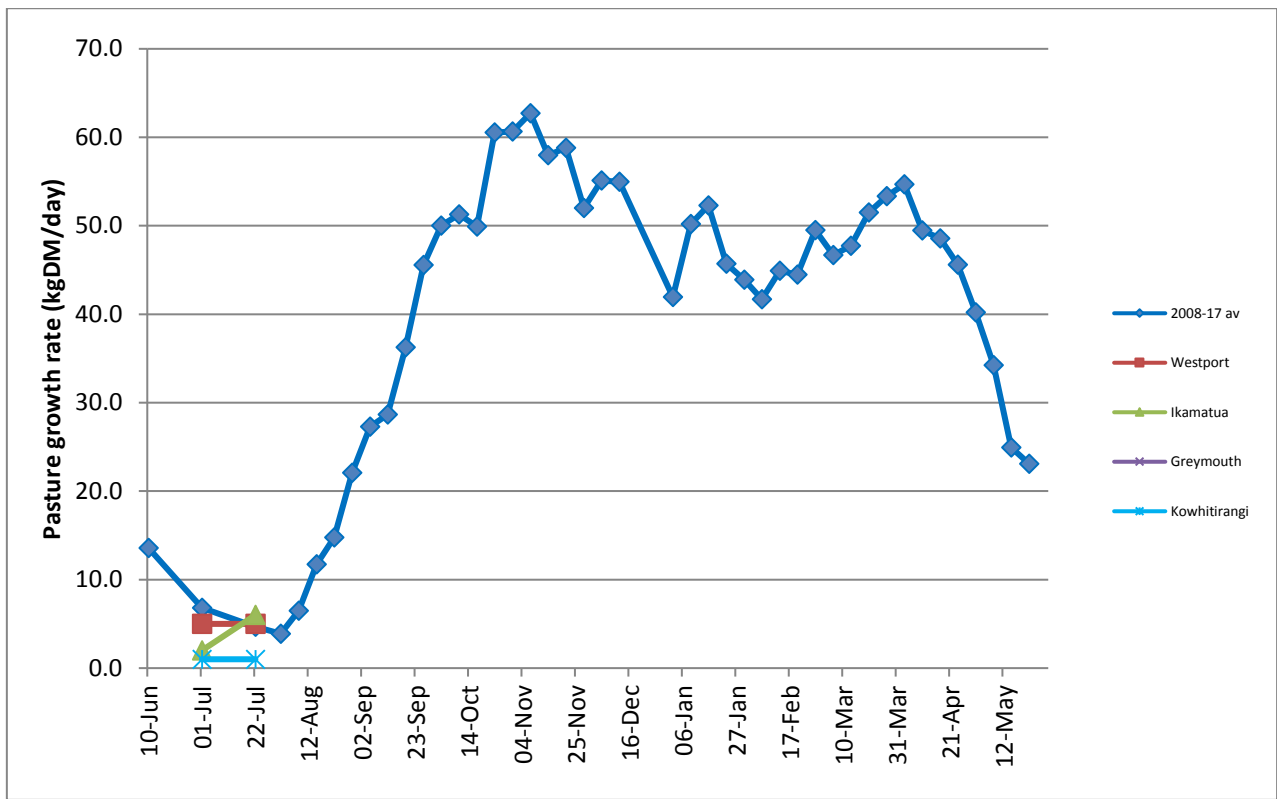
The current financial outlook for this season is still not completely certain. The global market has been reasonably stable, but it's not yet time to be too bullish with our expectations. The need to carefully monitor expenditure through the spring will be important to ensure that any variances in income will have the least impact on profit. Wherever possible maintain expenditure on items that are going to maintain or enhance production, but remain mindful of the financial benefits of costs that are incurred. You don't want to be spending a dollar if it is not going to generate at least a dollar at some stage during the season. With that in mind regularly recalculate what the expected peak overdraft will be during the spring and make sure you've discussed this with your bank manager - they should be kept aware of what your expenditure plans are. The DairyNZ website has some good financial planning tools. Have a look at <http://www.dairynz.co.nz/farm/financial/budgets/> - there is likely to be a template available that will be helpful.

Farm Summary

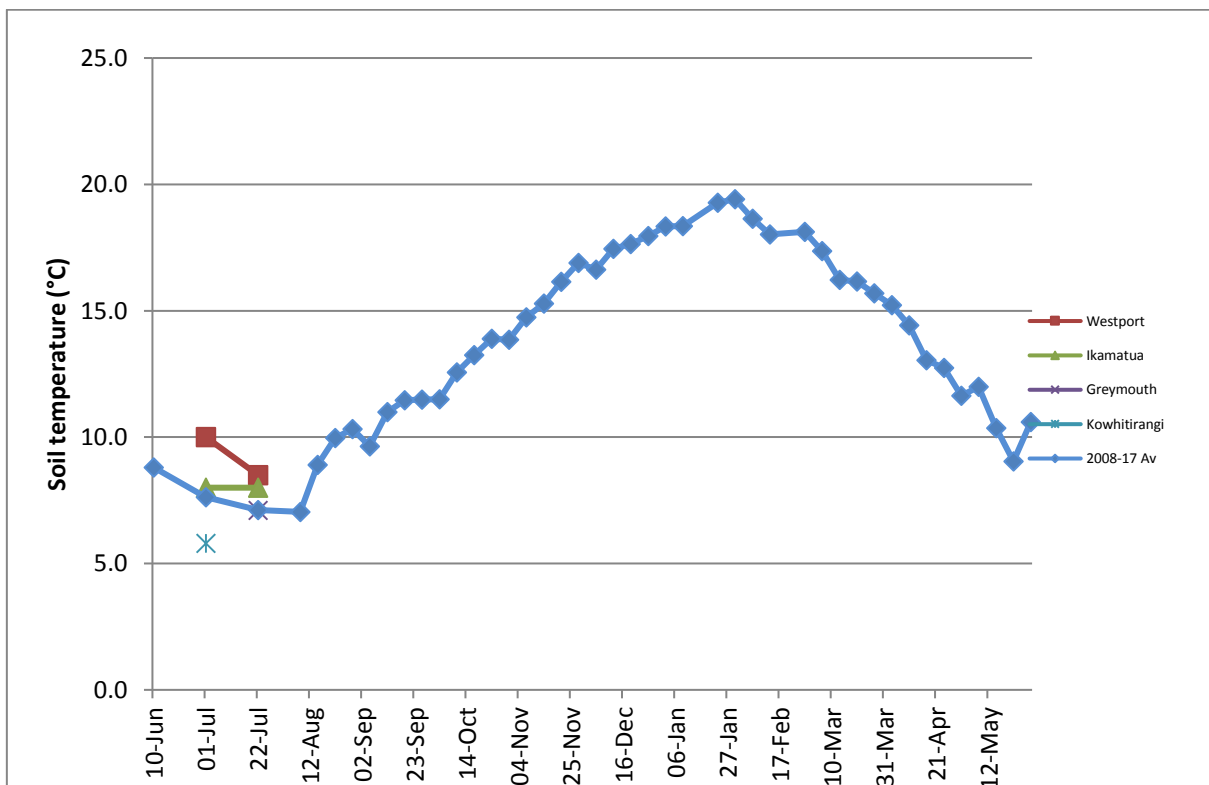
	Westport	Ikamatua	Greymouth	Kowhitirangi
Average cover (kg DM/ha)	2010	2081		1806
APC (29 June)	2036	1974		1791
Rotation length (days)	155			
Stocking rate				
Percentage in milk				
Milksolids kg/cow				
Milksolids kg/ha				
MS/cow (season to date)				
MS/ha (season to date)				
N (kg/ha) year to date	2			
Current N application rate kg N/ha	20			
DM%				
Pasture ME				
Pasture NDF				
Pasture CP				
Target Intake (kg DM/cow/d)				
Supplement (kg/cow/day)	2.2			
Soil temperature (°C)	8.5	8.0		7.1
Growth Rate (kg DM/day)	5	6		1
Rainfall	83			
Conditions for farmwalk	A lot of rain night before 4 pdks under water	Fine cold foggy day lime on some pdks		Cold clear day
Comments				

NB: pasture quality data are for 1 sample collected from each farm

Weekly Pasture Growth Rates



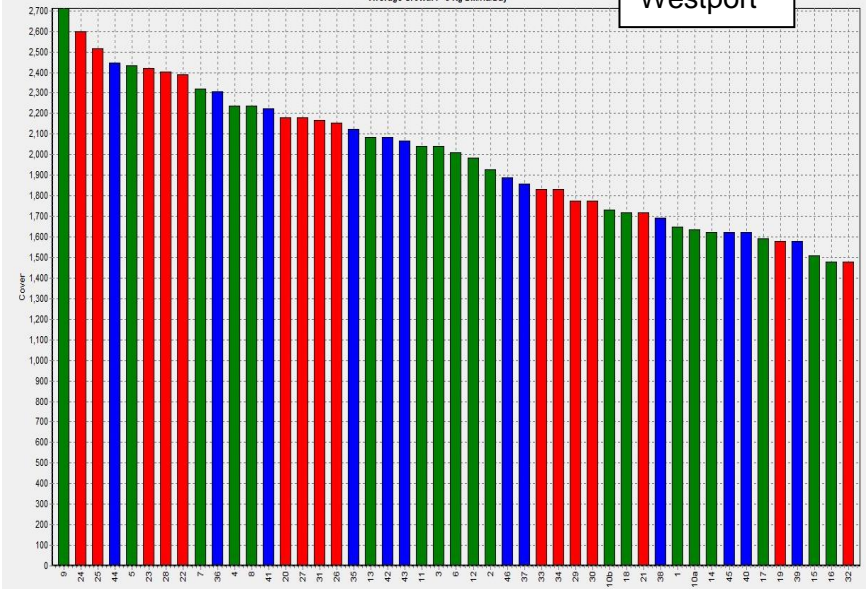
Weekly Soil Temperature



Westport

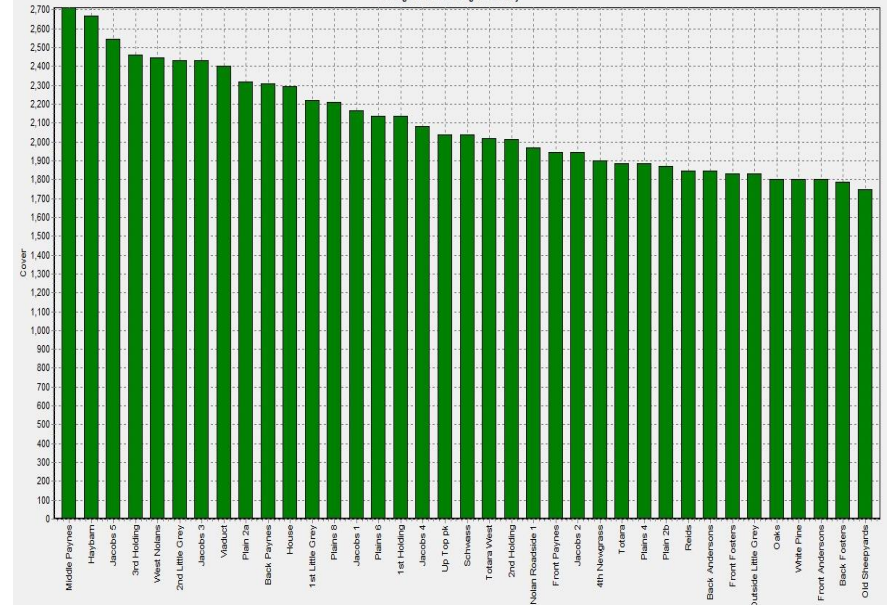
Farm Name: ADRIAN & CHERYL GALLAGHER
 Date Read: 17/07/2017
 Average Cover: 2010 Kg DM/Ha
 Average Growth: 5 Kg DM/Ha/Day

█ Block 1
 █ Block 2
 █ Block 3
 \ Grazing Window



Farm Name: ANDREW_NIKI_MIRFIN
 Date Read: 18/07/2017
 Average Cover: 2081 Kg DM/Ha
 Average Growth: 6 Kg DM/Ha/Day

█ Block 1
 \ Grazing Window



Greymouth

Farm Name: TANE & RACHEL LITTLE
 Date Read: 19/07/2017
 Average Cover: 1806 Kg DM/Ha
 Average Growth: 1 Kg DM/Ha/Day

█ Block 1
 \ Grazing Window

