

# Westland Monitor Farm Project

## Weekly Update 3 August 2017

### CO comment

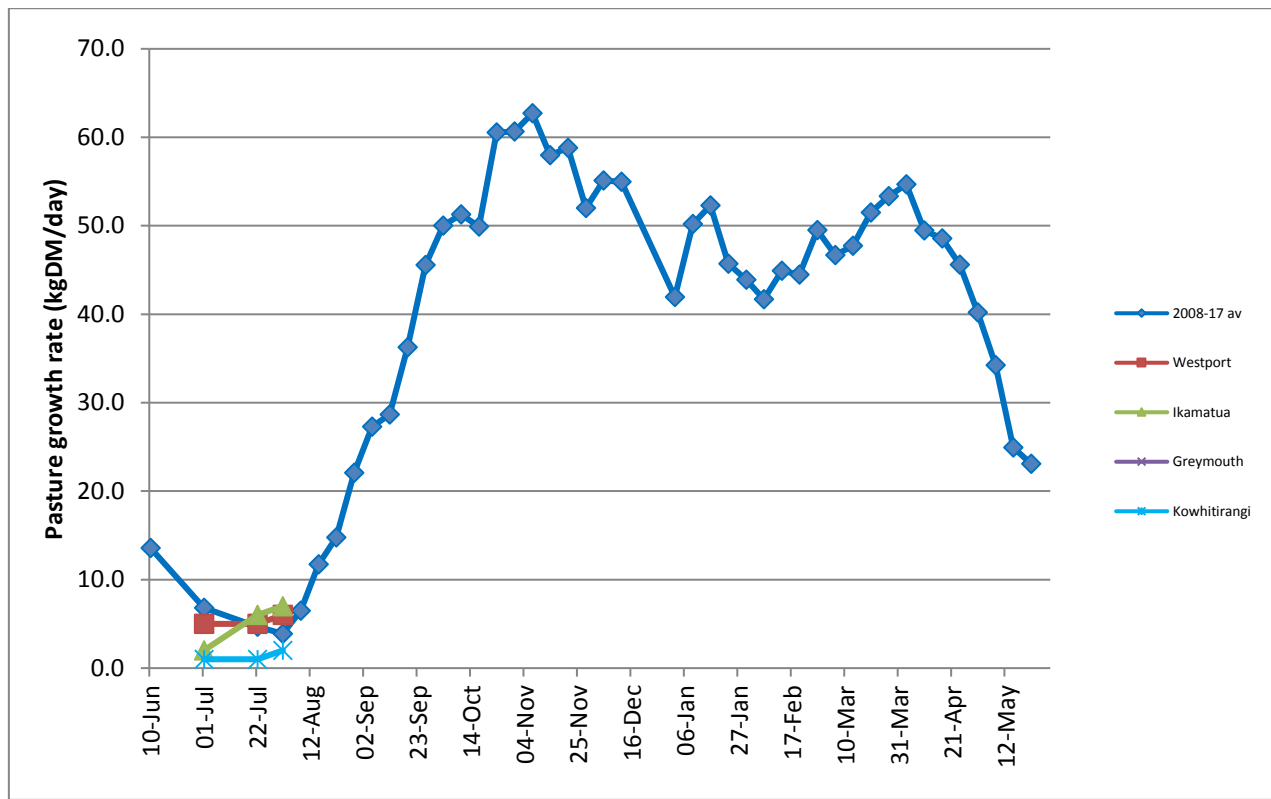
Now that calving is starting to get underway, we need to get our heads into the “spring space”. Ensure all cows are receiving magnesium supplementation and make sure you check all cows for mastitis before they leave the colostrum mob. A good practice is to rapid mastitis test (RMT) all cows as they leave the colostrum mob. Aim to offer all colostrum and milking cows at least 12 kgDM/head/day for Friesians and larger crossbreds and 10 kgDM/head/day for Jersey and smaller crossbreds. Monitor post grazing residuals to ensure targeted per head intakes being achieved. If you employ staff have a 10 minute staff meeting each day to review what is working well and what might need to be changed in the daily regime. If you are interested in viewing the Expanded Weekly Summary of the monitoring results, follow this link [West Coast Monitor Farm Full Summary](#)

### Farm Summary

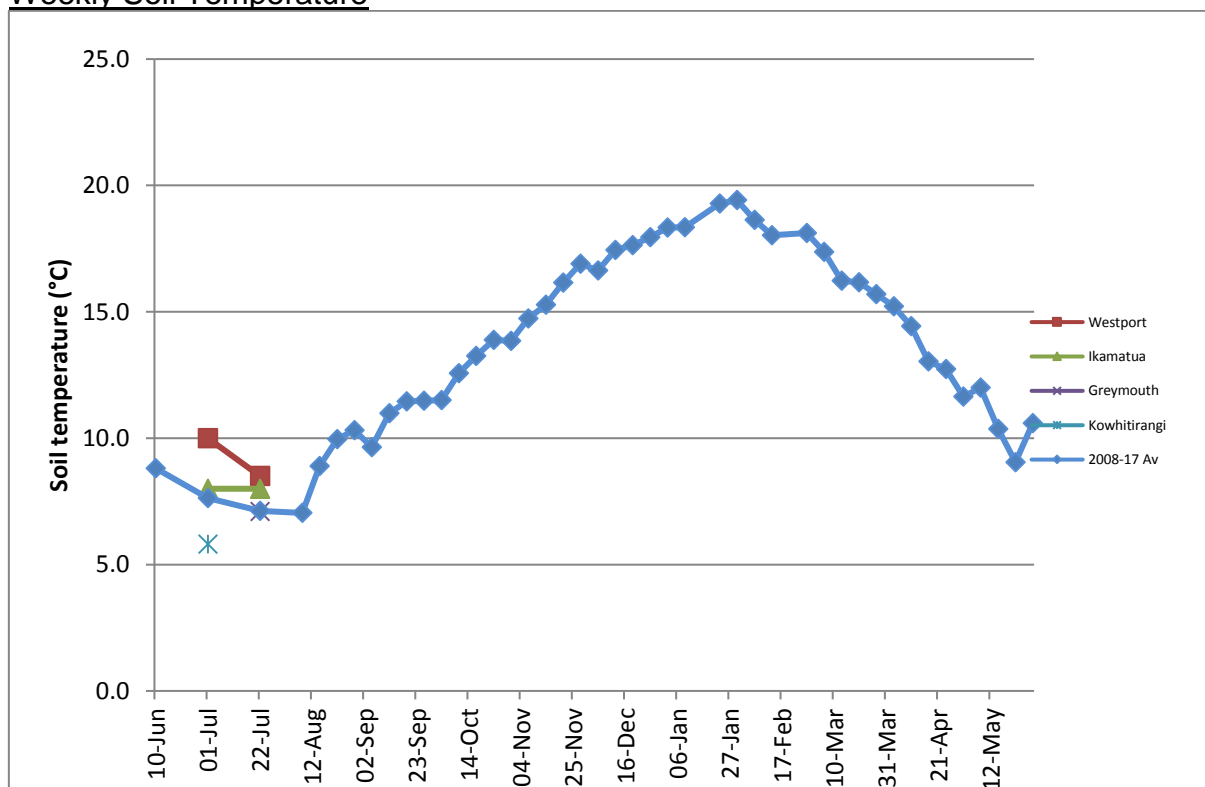
	Westport	Ikamatua	Greymouth	Kowhitirangi
Average cover (kg DM/ha)	2007	2156		1791
APC (29 July)	2010			
Rotation length (days)	155			
Stocking rate				
Percentage in milk	1	8		1
Milksolids kg/cow				
Milksolids kg/ha				
MS/cow (season to date)				
MS/ha (season to date)				
N (kg/ha) year to date	3			
Current N application rate kg N/ha	20			
DM%	20.0			17.6
Pasture ME	12.4			11.8
Pasture NDF	46.4			44.8
Pasture CP	27.3			21.0
Target Intake (kg DM/cow/d)	10-12			
Supplement (kg/cow/day)	1.9			
Soil temperature (°C)	8	7.7		7.1
Growth Rate (kg DM/day)	6	7		2
Rainfall		15		
Conditions for farmwalk	Fine cold rain close	Fine foggy		Beautiful fine day
Comments	210 at home 35 run off	Most cows crop & run off		Pks are still wet but dry enough to put cows out on grass

NB: pasture quality data are for 1 sample collected from each farm

### Weekly Pasture Growth Rates

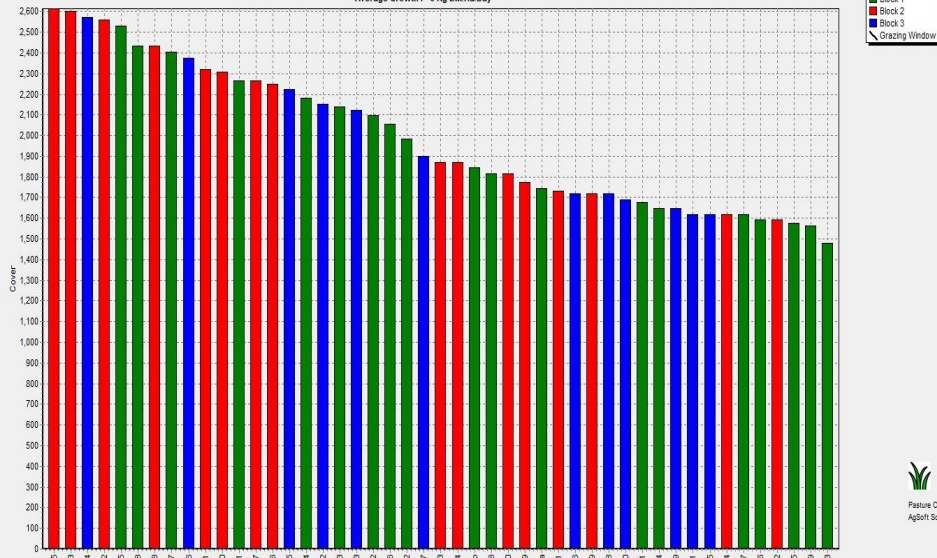


### Weekly Soil Temperature



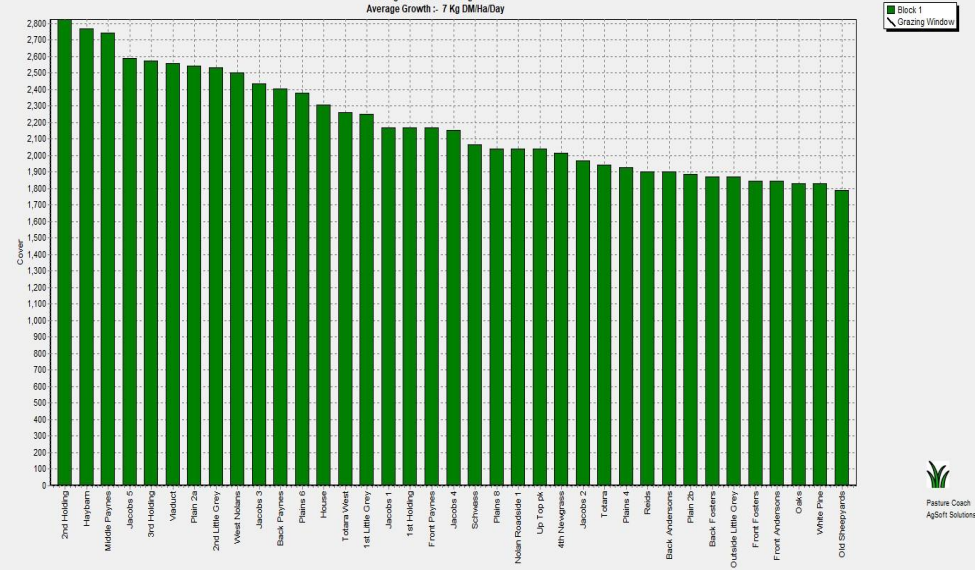
### Westport

Farm Name: ADRIAN & CHERYL GALLAGHER  
 Date Read : 31/07/2017  
 Average Cover : 2007 Kg DM/Ha  
 Average Growth : 6 Kg DM/Ha/Day



### Ikamatua

Farm Name: ANDREW\_NIKI\_MIRFIN  
 Date Read : 1/08/2017  
 Average Cover : 2155 Kg DM/Ha  
 Average Growth : 7 Kg DM/Ha/Day



### Greymouth

Farm Name: TANE & RACHEL LITTLE  
 Date Read : 2/08/2017  
 Average Cover : 1791 Kg DM/Ha  
 Average Growth : 2 Kg DM/Ha/Day

