

Westland Monitor Farm Project

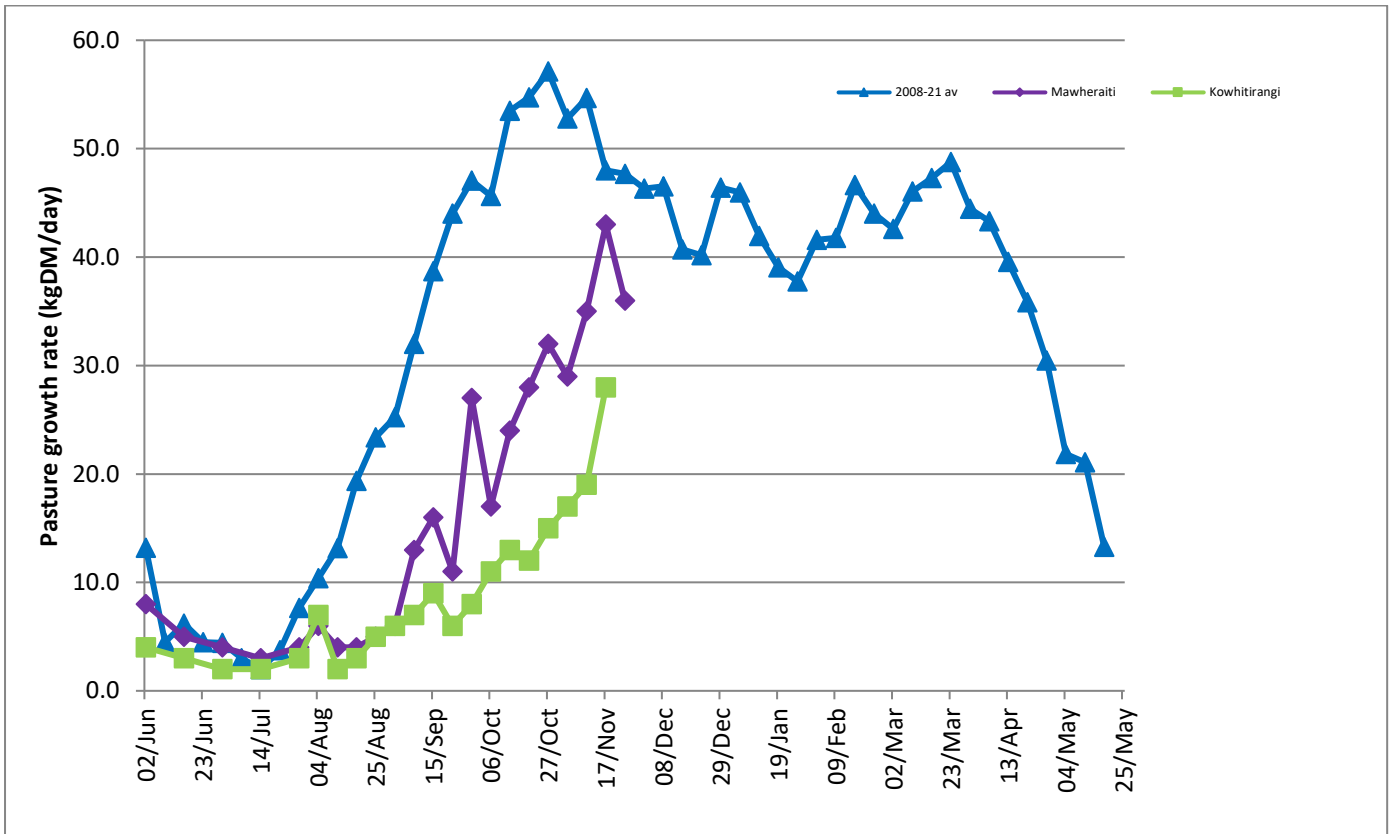
Weekly Update as at week ending Wednesday 24th November 2021.

Farm Summary

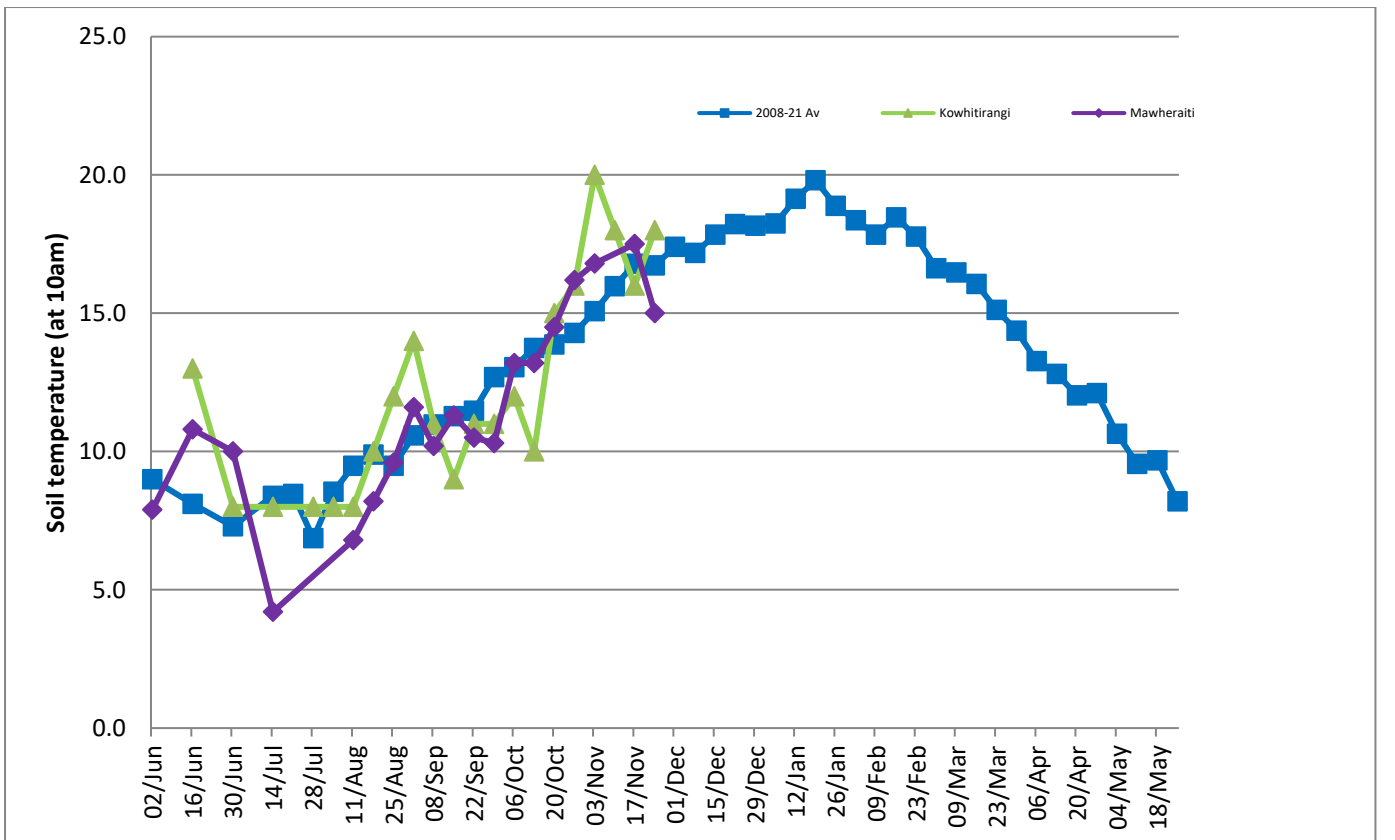
	Mawheraiti	Kowhitirangi
Average cover (kg DM/ha)	2048	-
APC (17 November)	2169	-
Rotation length (days)	23	34
Stocking rate	2.5	2.0
Percentage in milk	100%	100%
Milksolids kg/cow	1.85	1.9
Milksolids kg/ha	4.6	3.7
MS/cow (season to date)	168	152
MS/ha (season to date)	414	299
N (kg/ha) year to date	41	54
Current N application rate kg N/ha	18	
	1 November	3 November
DM%	12.5	16.4
Pasture ME	12.3	12.0
Pasture NDF	44.0	44.7
Pasture CP	24.7	23.6
Target Intake (kg DM/cow/d)	18	18
Supplement (kg/cow/day)	0	2.4
Soil temperature (°C)	15.0	18.0
Growth Rate (kg DM/day)	36	-
Rainfall	60	40
Conditions for farmwalk	Fine and warm	Fine and warm
Notes:	<p>The pdks with m have been mown or silage. Cut silage 8, 9, 15, 26, 27, 40, bills approx. 30t/dm Good rain was needed, moisture probes working well except poor reception so need to manually download Grass very seedy, not topping at this stage.</p>	<p>Cows milking well Mating slow 81% to 3 weeks Mowed 4ha for silage on platform Good to have plenty of grass, trying to keep quality right haven't need to top yet Making heaps of silage R2's cleaning up behind cows Mowed 15ha on runoff for silage</p>

NB: pasture quality data are for 1 sample collected from each farm.

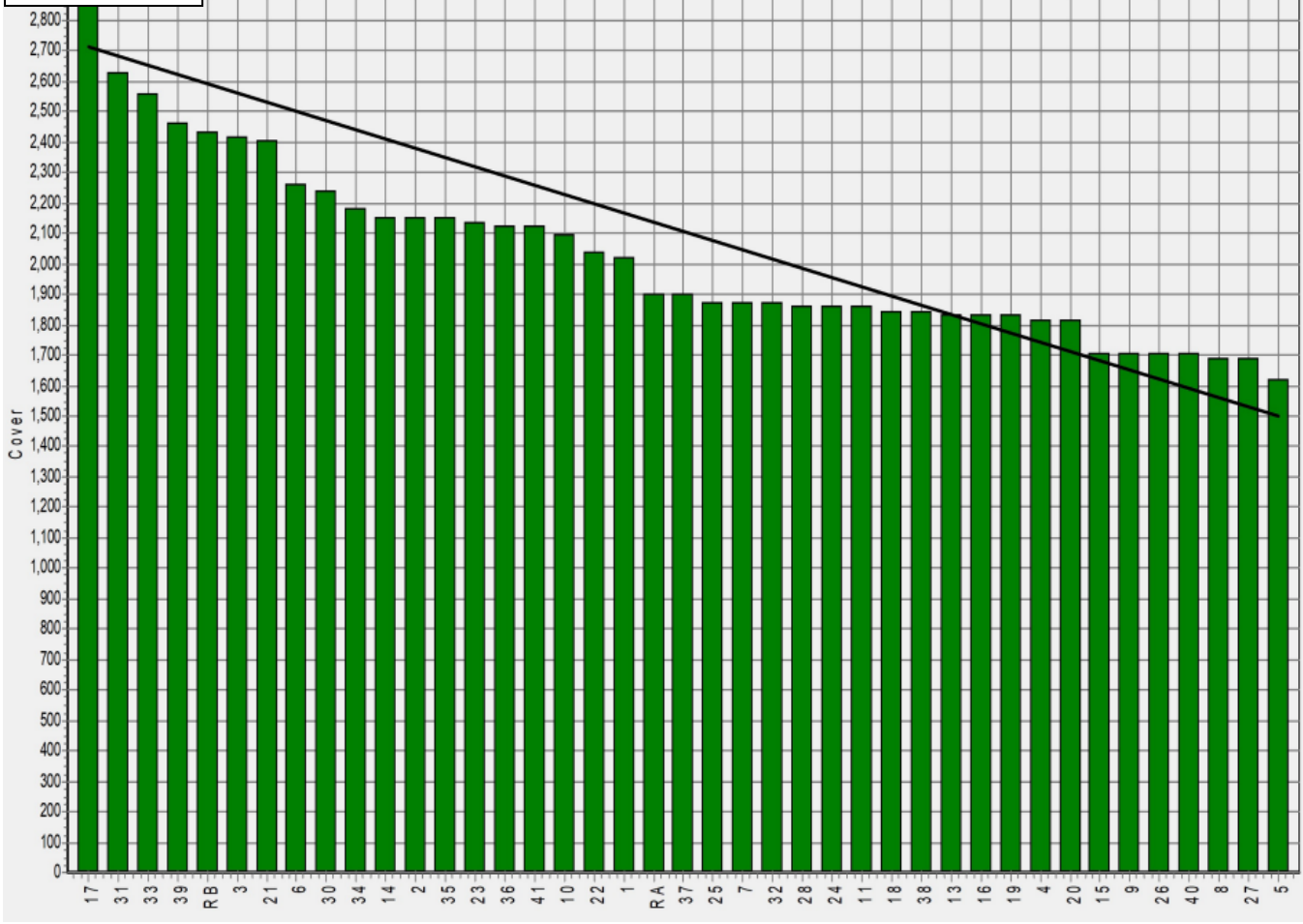
Weekly Pasture Growth Rates



Weekly Soil Temperature



Mawheraiti



Mawheraiti

Description	Date	RPM	% DM	% Prot	% Lipid	% ADF	% NDF	Sol Sugar	OMD %	MJME/kg
Paddock River A	2/11/20	14.0	13.6	24.6	3.6	26.3	51.1	6.0	78.1	11.4
Paddock 17	30/11/20	14.4	16.3	19.3	2.9	26.0	44.5	13.8	81.2	11.9
Paddock 13	11/1/21	10.8	17.0	16.6	3.0	25.6	45.9	13.9	79.5	11.6
Paddock 1	1/2/21	15.6	20.0	22.3	3.7	22.2	41.7	13.7	84.3	12.3
Paddock 4	1/3/21	14.0	13.4	27.2	3.6	26.0	47.3	6.2	78.3	11.4
Paddock 2	12/4/21	15.7	11.7	28.0	4.3	24.7	51.3	7.9	79.6	11.6
Paddock 16	3/5/21	16.6	9.6	27.1	3.3	24.0	44.1	8.2	>85	12.5
Paddock 15	31/5/21	13.7	11.8	33.2	3.7	20.2	38.8	7.6	>85	12.7
Paddock 39	2/8/21	14.5	13.1	25.2	4.1	23.0	44.4	10.3	82.3	12
Paddock 39	4/10/21	14.4	13.2	18.7	3.7	27.6	49.4	11.17	76.7	11.2
Paddock 6	1/11/21	13.7	12.5	24.7	3.6	25.2	44.0	9.5	84.6	12.3

Kowhitirangi

Description	Date	RPM	% DM	% Prot	% Lipid	% ADF	% NDF	Sol Sugar	OMD %	MJME /kg
Paddock 19b	4/11/20	11.8	10.9	27.6	3.6	27.4	54.0	3.9	78.3	11.4
Paddock 11a	2/12/20	11.4	15.4	26.7	3.3	24.2	42.0	7.9	82.2	12.0
Paddock 16a	13/1/21	15.7	16.0	18.8	3.3	28.0	49.2	9.9	76.9	11.2
Paddock 9b	10/2/21	15.7	16.0	20.6	3.4	22.6	40.8	12.7	>85	12.5
Paddock A2	3/3/21	14.6	11.6	29.0	3.9	26.3	51.8	3.0	80.1	11.7
Paddock 10a	7/4/21	12.8	9.8	26.0	3.3	24.0	46.5	6.4	80.7	11.8
Paddock 19 new block	4/8/21	10.0	15.9	31.6	4.2	25.1	44.8	6.5	82.7	12.1
Paddock C2	6/10/21	9.4	10.7	22.5	3.6	28.0	51.5	7.1	78.4	11.4
Paddock 19B	3/11/21	9.6	16.4	23.6	3.5	23.9	44.7	10.8	82.5	12.0

* Test analytes which have occurred as outliers on the NIRS calibration are indicated by * and should be treated as an approximation only.