

# **Westland Monitor Farm Project**

**Weekly Update** as at week ending Wednesday 30<sup>th</sup> June 2021.

## CO Comment

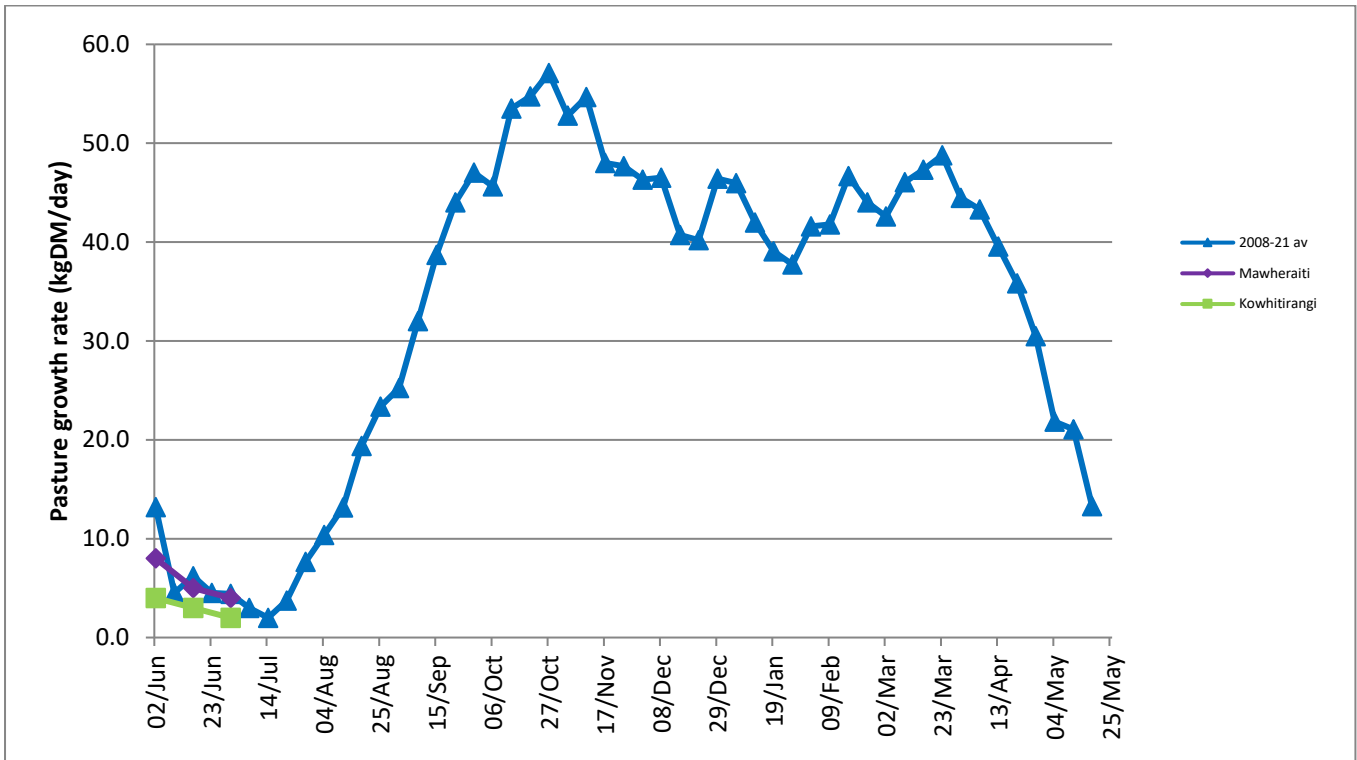
Comments will resume in August.

## Farm Summary

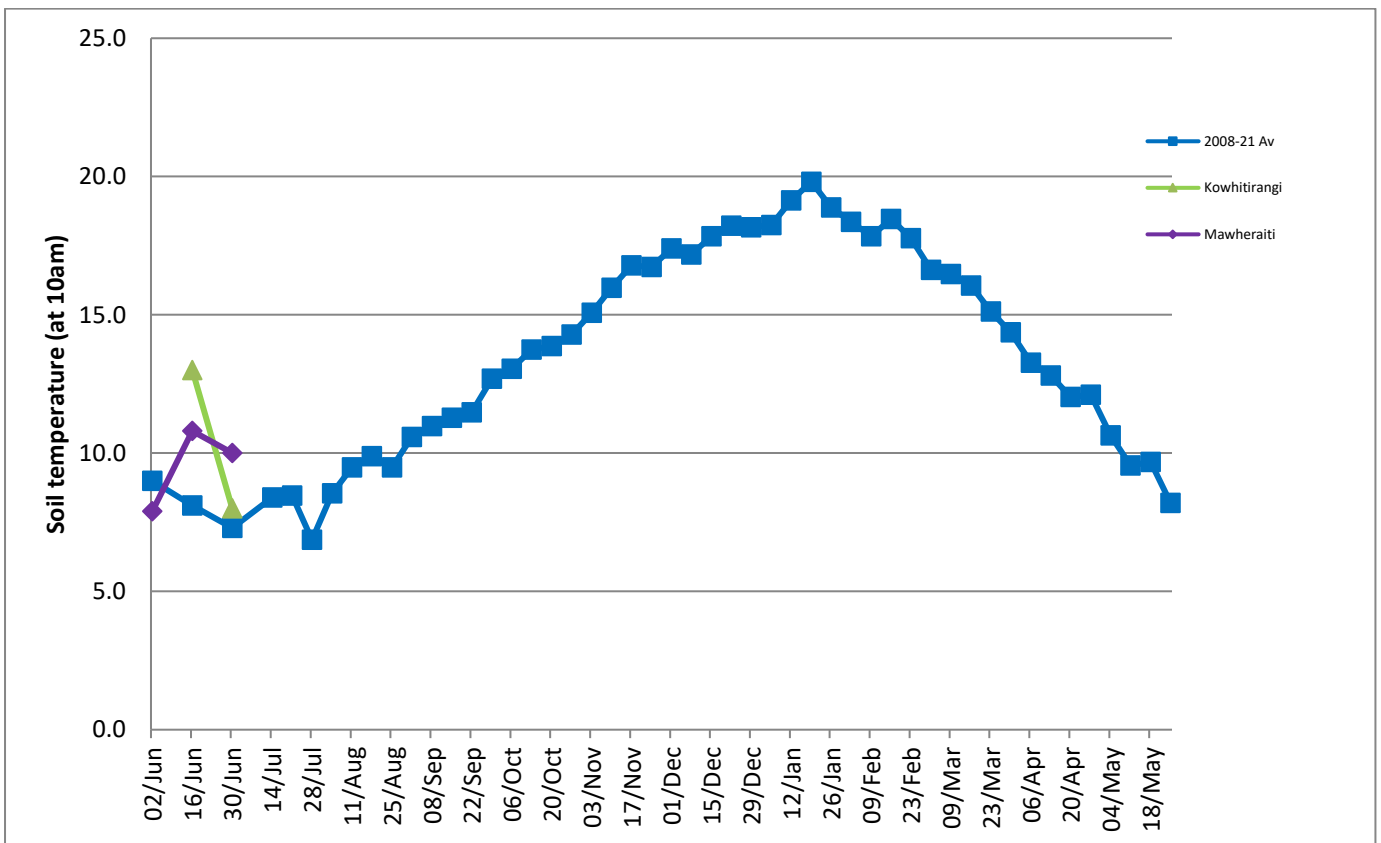
	Mawheraiti	Kowhitirangi
Average cover (kg DM/ha)	2123	1928
APC (16 June)	2062	1921
Rotation length (days)		
Stocking rate		
Percentage in milk	0	0
Milksolids kg/cow		
Milksolids kg/ha		
MS/cow (season to date)		
MS/ha (season to date)		
N (kg/ha) year to date		
Current N application rate kg N/ha		
	31 May	12 April
DM%	11.8	9.8
Pasture ME	12.7	11.8
Pasture NDF	38.8	46.5
Pasture CP	33.2	26.0
Target Intake (kg DM/cow/d)		
Supplement (kg/cow/day)	Mob 1 - 13.8 Mob 2 – 13.5	13
Soil temperature (°C)	10.0	8.0
Growth Rate (kg DM/day)	4	2
Rainfall	120	250
Conditions for farmwalk	Bitterly cold, wind and rain	Big frost, fine day
Notes:	<p>2 mobs working well. Pdk 5 grass mob making a lot of mud in wet weather even though stoney. Will change plan next year a bit (look at using pdk 36).</p> <p>Tailings mob working well with dry area for lying down but cows getting a bit foot sore. Will change plan for next winter to help address this.</p> <p>Good break in Taranaki. Still heaps of maintenance jobs to finish this winter, will be busy.</p>	<p>First week on the new Harris block. Farm very wet. But cows and R1's and R2's looking great.</p>

NB: pasture quality data are for 1 sample collected from each farm.

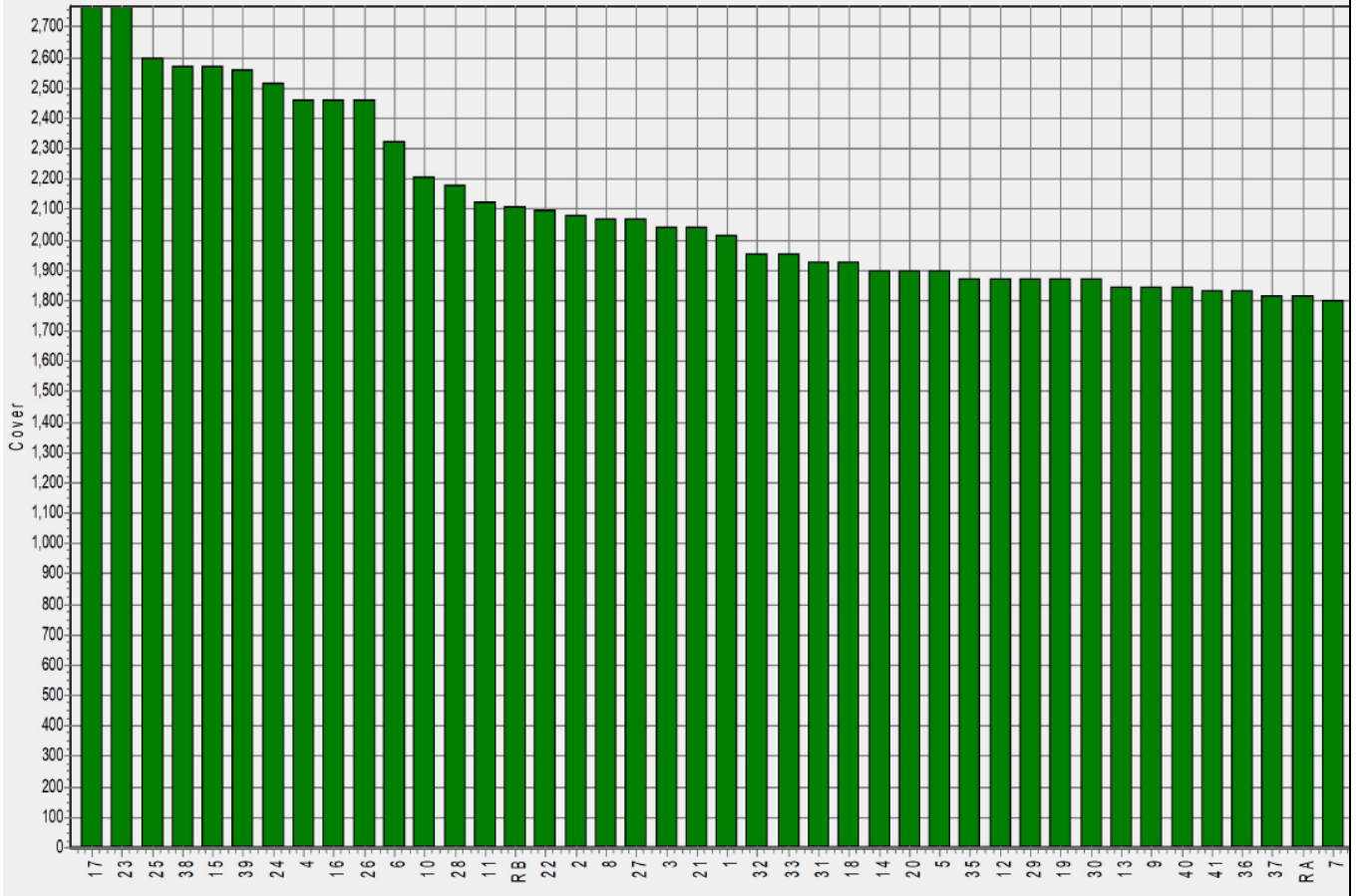
## Weekly Pasture Growth Rates



## Weekly Soil Temperature



### Mawheraiti



### Kowhitirangi

